

AUSTRIA CECE OVERALL(EUR)

ISIN: **AT0000726476** WKN: -

Overview

2024/06/25 17:45:00

Price

1,995.36 EURDifference  0.35% (7.02)

General attributes

ISIN AT0000726476

Symbol -

Country Czechia

Instruments in index 29

Type of index Performance Index

Security type Index

Market data

Open 1,990.84 EUR

High 2,001.50 EUR








Low 1,983.27 EUR

Close (prev. day) 1,988.34 EUR

Trading volume (m) -

Volume (pcs) -

Top 5

Name 	Price	+ - (%)	Trend 
RICHTER GE...	9,465.00	+1.94	
MONETA MON...	99.50	+1.12	
PHILIP MOR...	15,420.00	+0.92	
KOMERCNI B...	776.00	+0.78	
PRIMOCO UA...	910.00	+0.55	

Intraday 1w 1m 6m 1y 3y

Flop 5

Name 	Price	+ - (%)	Trend 
MAGYAR TEL...	1,024.00	-2.10	
VIENNA INS...	29.15	-1.02	
MASTERPLAS...	3,160.00	-0.94	











5y



Information about previous performance does not guarantee future performance.

Source: FactSet

Recent research

on market		
Date	Headline	Download
2024/06/24	 CNB set to cut rates this week, but by how much?	
2024/06/18	 Time to spend or to save? Households' situation af...	
2024/06/17	 The last cut in Hungary for the time being	
2024/06/12	 Czechia Recovery of the economy	
2024/06/12	 CEE Inflation will remain a key indicator to fol...	

AUSTRIA CECE OVERALL(EUR)

4IG NYILVA... 783.00 -0.38 ↘

ERSTE GROU... 43.90 -0.18 ↘

Intraday 1w 1m 6m 1y 3y

Futures and Options

Related Futures 8

Related Options -

Details

2024/06/25 17:45:00

Price

1,995.36 EUR

Difference



0.35% (7.02)

General attributes

ISIN AT0000726476

Symbol -

Country Czechia

Security type Index

Instruments in index 29

Market data

Open 1,990.84 EUR

High 2,001.50 EUR

Low 1,983.27 EUR

Close (prev. day) 1,988.34 EUR

Trading volume (m) -

Volume (pcs) -

Performance and Risk

	6m	1y	3y
Perf (%)	+9.95%	+25.48%	+19.33%
Perf (abs.)	+180.53	+405.12	+323.16
Beta	-	-	-
Volatility	14.86	15.75	22.74



Information about previous performance does not guarantee future performance.

Source: FactSet

Price data

Ø price 5 days Ø volume 5 days (pcs.)	1,970.10 EUR (0)
Ø price 30 days Ø volume 30 days (pcs.)	1,977.17 EUR (0)
Ø price 100 days Ø volume 100 days (pcs.)	1,931.78 EUR (0)
Ø price 250 days Ø volume 250 days (pcs.)	1,777.58 EUR (0)
YTD High date	2,069.07 EUR (2024/05/21)
YTD Low date	1,743.23 EUR (2024/01/17)
52 Weeks High date	2,069.07 EUR (2024/05/21)
52 Weeks Low date	1,472.04 EUR (2023/10/04)

Composition

Name  ISIN	Price	Diff %  Diff +/-	Performance 	Date Time	Turnover Pc.  Turnover Money 
4IG NYILVANOSAN MUKODO RE... HU0000167788	783.00	-0.38% -3.00		24/06/25 17:20:00	10,579 8,294,047.00
ALLEGRO.EU SA LU2237380790	8.321	-0.79% -0.07		24/06/25 19:31:36	- -
ANY SECURITY PRINTING COM... HU0000093257	4,310.00	0.00% 0.00		24/06/25 17:19:59	7,566 32,519,310.00
BANK POLSKA KASA OPIEKI S... PLPEKAO00016	37.85	-% -		24/06/25 19:31:24	- -
CD PROJEKT S.A. PLOPTTC00011	33.18	0.61% 0.20		24/06/25 21:15:16	106 3,526.82
CEZ AS CZ0005112300	933.50	0.16% 1.50		24/06/25 16:16:02	223,343 207,015,578.50
COLT CZ GROUP SE CZK0.10 CZ0009008942	670.00	0.15% 1.00		24/06/25 16:15:26	5,480 3,670,854.00
DINO POLSKA SA PLDINPL00011	96.26	0.31% 0.30		24/06/25 21:50:07	- -
ERSTE GROUP BANK AG AT0000652011	1,089.00	-0.18% -2.00		24/06/25 16:15:22	12,737 13,846,867.00
KGHM POLSKA MIEDZ SA PLKGHM000017	34.73	-1.00% -0.35		24/06/25 19:31:41	5 176.85
KOFOLA CESKOSLOVENSKO AS ... CZ0009000121	302.00	0.33% 1.00		24/06/25 16:15:14	3,044 915,280.00
KOMERCNI BANKA CZ0008019106	776.00	0.78% 6.00		24/06/25 16:22:19	86,292 66,809,699.50
LPP SA PLLPP0000011	3,836.00	-2.19% -86.00		24/06/25 19:31:24	- -
MAGYAR TELEKOM TELECOMMUN... HU0000073507	1,024.00	-2.10% -22.00		24/06/25 17:19:59	2,438,484 2,498,143,194.00
MASTERPLAST SHARE HUF100 HU0000093943	3,160.00	-0.94% -30.00		24/06/25 17:19:59	1,284 4,061,730.00
MBANK SA PLBRE0000012	197.80	-% -		24/06/25 16:50:00	- -
MOL HUNGARIAN OIL & GAS P... HU0000153937	2,856.00	-0.14% -4.00		24/06/25 17:19:59	486,418 1,386,329,266.00
MONETA MONEY BANK A.S. CZ0008040318	99.50	1.12% 1.10		24/06/25 16:15:05	314,342 31,157,468.80
OPUS GLOBAL NYRT HU0000110226	425.00	0.12% 0.50		24/06/25 17:20:00	182,532 77,236,569.00
ORLEN SA PLPKN0000018	15.492	0.16% 0.02		24/06/25 19:31:37	- -
OTP BANK PLC HU0000061726	17,690.00	0.51% 90.00		24/06/25 17:20:00	302,947 5,355,848,310.00
PGE POLSKA GRUPA ENERGETY... PLPGER000010	11.97	-% -		24/06/25 16:50:00	- -
PHILIP MORRIS(CZ) CZK1000 CS0008418869	15,420.00	0.92% 140.00		24/06/25 16:19:49	274 4,207,220.00
POWSZECHNA KASA OSZCZEDNO... PLPKO0000016	14.295	1.02% 0.14		24/06/25 19:31:24	- -
POWSZECHNY ZAKLAD UBEZPIE... PLPZU0000011	11.605	1.00% 0.12		24/06/25 19:30:32	- -

AUSTRIA CECE OVERALL(EUR)

PRIMOCO UAV SE CZK1 CZ0005135970	910.00	0.55% 5.00	█	24/06/25 14:29:05	1,597 1,453,420.00
RICHTER GEDEON VEGYESZETI... HU0000123096	9,465.00	1.94% 180.00	█	24/06/25 17:20:00	178,968 1,685,201,185.00
SANTANDER BANK POLSKA SA PLBZ00000044	123.20	1.48% 1.80	█	24/06/25 19:31:23	- -
VIENNA INSURANCE GROUP AT0000908504	29.15	-1.02% -0.30		24/06/25 17:35:19	17,779 519,306.70