

AUSTRIA CECE OVERALL(EUR)

ISIN: **AT0000726476** WKN: -

Overview

2024/06/25 09:21:32

Price

1,986.78 EURDifference  -0.08% (-1.56)

General attributes

ISIN AT0000726476

Symbol -

Country Czechia

Instruments in index 29

Type of index Performance Index

Security type Index

Market data

Open 1,990.84 EUR

High 1,991.52 EUR

Low 1,983.27 EUR

Close (prev. day) 1,988.34 EUR

Trading volume (m) -

Volume (pcs) -

Top 5

Name 	Price	+ - (%)	Trend 
MASTERPLAS...	3,190.00	+3.24	
VIENNA INS...	29.35	+2.26	
ANY SECURI...	4,310.00	+1.41	
ERSTE GROU...	43.92	+1.21	
MOL HUNGAR...	2,844.00	+0.35	

Intraday 1w 1m 6m 1y 3y

Flop 5

Name 	Price	+ - (%)	Trend 
PHILIP MOR...	15,300.00	-1.16	
MONETA MON...	98.10	-0.81	
CEZ AS	920.50	-0.64	
MAGYAR TEL...	1,026.00	-0.57	

5y















Information about previous performance does not guarantee future performance.

Source: FactSet

Recent research

on market

Date	Headline	Download 
2024/06/24	 CNB set to cut rates this week, but by how much?	
2024/06/18	 Time to spend or to save? Households' situation af...	
2024/06/17	 The last cut in Hungary for the time being	
2024/06/12	 Czechia Recovery of the economy	
2024/06/12	 CEE Inflation will remain a key indicator to fol...	

PRIMOCO 910.00 -0.55 
UA...

Intraday 1w 1m 6m 1y 3y

Futures and Options

Related Futures 8

Related Options -

Details

2024/06/25 09:21:32

Price

1,986.78 EURDifference  -0.08% (-1.56)

General attributes

ISIN AT0000726476

Symbol -

Country Czechia

Security type Index

Instruments in index 29

Market data

Open 1,990.84 EUR

High 1,991.52 EUR

Low 1,983.27 EUR

Close (prev. day) 1,988.34 EUR

Trading volume (m) -

Volume (pcs) -

Performance and Risk

	6m	1y	3y
Perf (%)	+9.56%	+25.03%	+19.31%
Perf (abs.)	+173.51	+398.10	+321.75
Beta	-	-	-
Volatility	14.92	15.78	22.74



5y

Information about previous performance does not guarantee future performance.

Source: FactSet




Price data

Ø price 5 days Ø volume 5 days (pcs.)	1,957.58 EUR (0)
Ø price 30 days Ø volume 30 days (pcs.)	1,978.51 EUR (0)
Ø price 100 days Ø volume 100 days (pcs.)	1,930.27 EUR (0)
Ø price 250 days Ø volume 250 days (pcs.)	1,775.85 EUR (0)
YTD High date	2,069.07 EUR (2024/05/21)
YTD Low date	1,743.23 EUR (2024/01/17)
52 Weeks High date	2,069.07 EUR (2024/05/21)
52 Weeks Low date	1,472.04 EUR (2023/10/04)

Composition

Name  ISIN	Price	Diff %  Diff +/-	Performance 	Date Time	Turnover Pc.  Turnover Money 
4IG NYILVANOSAN MUKODO RE... HU0000167788	790.00	0.51% 4.00		24/06/25 09:09:54	245 193,395.00
ALLEGRO.EU SA LU2237380790	8.391	0.05% 0.00		24/06/25 08:11:08	- -
ANY SECURITY PRINTING COM... HU0000093257	4,310.00	0.00% 0.00		24/06/25 09:21:11	147 632,400.00
BANK POLSKA KASA OPIEKI S... PLPEKAO00016	38.48	3.64% 1.35		24/06/25 08:51:22	80 3,078.40
CD PROJEKT S.A. PLOPTTC00011	32.90	-2.23% -0.75		24/06/25 09:15:03	13 427.70
CEZ AS CZ0005112300	920.50	-1.23% -11.50		24/06/25 09:20:46	29,923 27,582,868.00
COLT CZ GROUP SE CZK0.10 CZ0009008942	669.00	0.00% 0.00		24/06/25 09:01:38	1,958 1,311,835.00
DINO POLSKA SA PLDINPL00011	96.34	0.40% 0.38		24/06/25 09:17:08	- -
ERSTE GROUP BANK AG AT0000652011	1,089.00	-0.18% -2.00		24/06/25 09:17:56	260 283,366.00
KGHM POLSKA MIEDZ SA PLKGHM000017	35.11	0.09% 0.03		24/06/25 08:11:00	- -
KOFOLA CESKOSLOVENSKO AS ... CZ0009000121	300.00	-0.33% -1.00		24/06/25 09:14:01	61 18,352.00
KOMERCNI BANKA CZ0008019106	772.00	0.26% 2.00		24/06/25 09:20:06	4,780 3,689,945.00
LPP SA PLLPP0000011	3,968.00	1.17% 46.00		24/06/25 08:12:24	- -
MAGYAR TELEKOM TELECOMMUN... HU0000073507	1,026.00	-1.91% -20.00		24/06/25 09:20:35	53,555 55,389,088.00
MASTERPLAST SHARE HUF100 HU0000093943	3,190.00	3.24% 100.00		24/06/24 17:20:00	52,429 167,290,860.00
MBANK SA PLBRE0000012	143.55	4.63% 6.35		24/06/25 08:09:58	- -
MOL HUNGARIAN OIL & GAS P... HU0000153937	2,844.00	-0.56% -16.00		24/06/25 09:18:56	5,725 16,342,232.00
MONETA MONEY BANK A.S. CZ0008040318	98.10	-0.30% -0.30		24/06/25 09:19:28	5,398 532,103.70
OPUS GLOBAL NYRT HU0000110226	423.50	-0.24% -1.00		24/06/25 09:19:59	23,492 9,897,393.00
ORLEN SA PLPKN0000018	389.90	0.63% 2.45		24/06/25 09:00:28	22 8,577.80
OTP BANK PLC HU0000061726	17,640.00	0.23% 40.00		24/06/25 09:21:32	9,374 164,752,200.00
PGE POLSKA GRUPA ENERGETY... PLPGER000010	1.5935	1.59% 0.03		24/06/25 08:09:57	- -
PHILIP MORRIS(CZ) CZK1000 CS0008418869	15,300.00	0.13% 20.00		24/06/25 09:00:25	8 122,400.00
POWSZECHNA KASA OSZCZEDNO... PLPKO0000016	14.49	4.77% 0.66		24/06/25 08:52:44	210 3,042.90
POWSZECHNY ZAKLAD UBEZPIE... PLPZU0000011	11.465	-0.22% -0.03		24/06/25 08:12:03	- -

AUSTRIA CECE OVERALL(EUR)

PRIMOCO UAV SE CZK1 CZ0005135970	910.00	0.55% 5.00		24/06/25 09:00:19	10 9,100.00
RICHTER GEDEON VEGYESZETI... HU0000123096	9,285.00	0.00% 0.00		24/06/25 09:20:12	2,422 22,623,935.00
SANTANDER BANK POLSKA SA PLBZ00000044	123.50	5.69% 6.65		24/06/25 08:59:42	25 3,087.50
VIENNA INSURANCE GROUP AT0000908504	29.35	-0.34% -0.10		24/06/25 09:05:09	455 13,404.65