

AUSTRIA CECE OVERALL(EUR)

ISIN: **AT0000726476** WKN: -

Overview

2024/06/14 17:45:00

Price

1,894.01 EURDifference  **-0.89%** (-17.01)




General attributes

ISIN	AT0000726476
Symbol	-
Country	Czechia
Instruments in index	29
Type of index	Performance Index
Security type	Index

Market data



Open	1,909.30 EUR
High	1,911.65 EUR
Low	1,879.23 EUR
Close (prev. day)	1,911.02 EUR
Trading volume (m)	-
Volume (pcs)	-

Top 5

Name 	Price	+ - (%)	Trend 
ANY SECURI...	4,150.00	+2.47	
CEZ AS	951.50	+1.22	
COLT CZ GR...	665.00	+0.76	
PHILIP MOR...	15,140.00	+0.13	
MONETA MON...	98.00	+0.10	

Intraday **1w** 1m 6m 1y 3y

Flop 5

Name 	Price	+ - (%)	Trend 
ERSTE GROU...	42.02	-4.55	
PRIMOCO UA...	920.00	-3.66	











5y



Information about previous performance does not guarantee future performance.

Source: FactSet

Recent research

on market		
Date	Headline	Download
2024/06/12	 Czechia Recovery of the economy	
2024/06/12	 CEE Inflation will remain a key indicator to fol...	
2024/06/11	 Price level stagnated in May	
2024/06/10	 Is Serbia ready to cut? Inflation numbers across C...	
2024/06/06	 Industrial production should improve in the next q...	

AUSTRIA CECE OVERALL(EUR)

OTP BANK P...	17,275.00	-1.45	⬇️		
VIENNA INS...	28.45	-1.22	⬇️		
MOL HUNGAR...	2,822.00	-0.49	↔️		
Intraday	1w	1m	6m	1y	3y

Futures and Options

Related Futures	8
Related Options	-

Details

2024/06/14 17:45:00

Price

1,894.01 EURDifference  -0.89% (-17.01)

General attributes

ISIN AT0000726476

Symbol -

Country Czechia

Security type Index

Instruments in index 29

Market data

Open 1,909.30 EUR

High 1,911.65 EUR

Low 1,879.23 EUR

Close (prev. day) 1,911.02 EUR

Trading volume (m) -

Volume (pcs) -

Performance and Risk

	6m	1y	3y
Perf (%)	+4.79%	+17.69%	+13.07%
Perf (abs.)	+86.59	+284.72	+218.92
Beta	-	-	-
Volatility	14.43	15.63	22.67



Information about previous performance does not guarantee future performance.

Source: FactSet

Price data

Ø price 5 days Ø volume 5 days (pcs.)	1,918.60 EUR (0)
Ø price 30 days Ø volume 30 days (pcs.)	1,991.62 EUR (0)
Ø price 100 days Ø volume 100 days (pcs.)	1,922.49 EUR (0)
Ø price 250 days Ø volume 250 days (pcs.)	1,766.30 EUR (0)
YTD High date	2,069.07 EUR (2024/05/21)
YTD Low date	1,743.23 EUR (2024/01/17)
52 Weeks High date	2,069.07 EUR (2024/05/21)
52 Weeks Low date	1,472.04 EUR (2023/10/04)

Composition

Name  ISIN	Price	Diff %  Diff +/-	Performance 	Date Time	Turnover Pc.  Turnover Money 
4IG NYILVANOSAN MUKODO RE... HU0000167788	786.00	-0.25% -2.00		24/06/14 17:19:59	19,952 15,720,528.00
ALLEGRO.EU SA LU2237380790	8.014	-2.42% -0.20		24/06/14 19:31:22	- -
ANY SECURITY PRINTING COM... HU0000093257	4,150.00	2.47% 100.00		24/06/14 17:20:00	11,004 45,120,360.00
BANK POLSKA KASA OPIEKI S... PLPEKAO00016	35.10	-0.28% -0.10		24/06/14 19:31:31	- -
CD PROJEKT S.A. PLOPTTC00011	30.35	0.53% 0.16		24/06/14 20:27:40	65 1,987.35
CEZ AS CZ0005112300	951.50	1.22% 11.50		24/06/14 16:17:21	103,514 98,017,965.50
COLT CZ GROUP SE CZK0.10 CZ0009008942	665.00	0.76% 5.00		24/06/14 16:15:23	5,580 3,706,903.00
DINO POLSKA SA PLDINPL00011	90.54	0.40% 0.36		24/06/14 21:50:08	- -
ERSTE GROUP BANK AG AT0000652011	1,039.00	-4.55% -49.50		24/06/14 16:18:15	193,131 202,800,649.00
KGHM POLSKA MIEDZ SA PLKGHM000017	31.98	-1.84% -0.60		24/06/14 19:31:44	- -
KOFOLA CESKOSLOVENSKO AS ... CZ0009000121	291.00	0.00% 0.00		24/06/14 16:15:24	5,426 1,583,682.00
KOMERCNI BANKA CZ0008019106	763.00	-0.39% -3.00		24/06/14 16:16:21	109,581 83,934,781.50
LPP SA PLLPP0000011	3,760.00	-1.62% -62.00		24/06/14 19:31:31	- -
MAGYAR TELEKOM TELECOMMUN... HU0000073507	1,030.00	0.00% 0.00		24/06/14 17:20:00	504,813 519,425,746.00
MASTERPLAST SHARE HUF100 HU0000093943	2,920.00	-0.34% -10.00		24/06/14 17:20:00	1,671 4,904,730.00
MBANK SA PLBRE0000012	197.80	-% -		24/06/14 16:50:00	- -
MOL HUNGARIAN OIL & GAS P... HU0000153937	2,822.00	-0.49% -14.00		24/06/14 17:20:00	596,031 1,679,017,558.00
MONETA MONEY BANK A.S. CZ0008040318	98.00	0.10% 0.10		24/06/14 16:15:17	203,545 19,956,951.30
OPUS GLOBAL NYRT HU0000110226	428.50	-0.12% -0.50		24/06/14 17:20:00	861,352 366,338,143.00
ORLEN SA PLPKN0000018	14.286	-0.49% -0.07		24/06/14 19:31:22	7,000 100,828.00
OTP BANK PLC HU0000061726	17,275.00	-1.45% -255.00		24/06/14 17:19:59	317,441 5,520,210,450.00
PGE POLSKA GRUPA ENERGETY... PLPGER000010	11.97	-% -		24/06/14 16:50:00	- -
PHILIP MORRIS(CZ) CZK1000 CS0008418869	15,140.00	0.13% 20.00		24/06/14 16:15:11	407 6,175,900.00
POWSZECHNA KASA OSZCZEDNO... PLPKO0000016	12.865	0.12% 0.02		24/06/14 19:31:32	- -
POWSZECHNY ZAKLAD UBEZPIE... PLPZU0000011	10.845	0.14% 0.02		24/06/14 19:30:31	- -

AUSTRIA CECE OVERALL(EUR)

PRIMOCO UAV SE CZK1 CZ0005135970	920.00	-3.66% -35.00		24/06/14 15:33:02	2,804 2,627,935.00
RICHTER GEDEON VEGYESZETI... HU0000123096	9,300.00	-0.11% -10.00		24/06/14 17:19:59	123,952 1,154,507,475.00
SANTANDER BANK POLSKA SA PLBZ00000044	111.25	-0.22% -0.25		24/06/14 19:31:31	- -
VIENNA INSURANCE GROUP AT0000908504	28.45	-1.22% -0.35		24/06/14 17:35:03	32,423 924,655.45