

AUSTRIA CECE OVERALL(EUR)

ISIN: AT0000726476 WKN: -

Overview

2024/05/15 11:58:27

Price

2,034.33 EURDifference  -0.06% (-1.24)

General attributes

ISIN	AT0000726476
Symbol	-
Country	Czechia
Instruments in index	29
Type of index	Performance Index
Security type	Index

Market data





Open	2,035.29 EUR
High	2,036.19 EUR
Low	2,026.78 EUR
Close (prev. day)	2,035.57 EUR
Trading volume (m)	-
Volume (pcs)	-

Top 5

Name 	Price	+ - (%)	Trend 
ANY SECURI...	3,820.00	+2.67	
MASTERPLAS...	2,980.00	+1.74	
OPUS GLOBA...	375.50	+0.79	
MONETA MON...	97.00	+0.72	
VIENNA INS...	31.30	+0.64	

Intraday 1w 1m 6m 1y 3y

Flop 5

Name 	Price	+ - (%)	Trend 
CEZ AS	916.50	-1.09	
KOMERCNI B...	794.50	-0.94	
RICHTER GE...	9,550.00	-0.83	
MOL	3,068.00	-0.65	
HUNGAR...			

5y












Information about previous performance does not guarantee future performance.

Source: FactSet

Recent research

on market

Date	Headline	Download
2024/05/15	 Corporate Credit Monitor CEE	
2024/05/15	 Corporate Credit Monitor CEE (DE)	
2024/05/13	 Inflationary surprise due to food prices	
2024/05/13	 Will Romanian central bank begin monetary easing?	
2024/05/10	 EU News Monthly May 2024	

PRIMOCO 840.00 -0.59 

UA...

Intraday 1w 1m 6m 1y 3y

Futures and Options

Related Futures 8

Related Options -

Details

2024/05/15 11:58:27

Price

2,034.33 EUR

Difference

**-0.06%** (-1.24)

General attributes

ISIN AT0000726476

Symbol -

Country Czechia

Security type Index

Instruments in index 29

Market data

Open 2,035.29 EUR

High 2,036.19 EUR

Low 2,026.78 EUR

Close (prev. day) 2,035.57 EUR

Trading volume (m) -

Volume (pcs) -

Performance and Risk

	6m	1y	3y
Perf (%)	+17.36%	+33.54%	+30.91%
Perf (abs.)	+301.07	+511.24	+480.61
Beta	-	-	-
Volatility	13.62	16.08	22.61



Information about previous performance does not guarantee future performance.

Source: FactSet

Price data

Ø price 5 days Ø volume 5 days (pcs.)	2,024.79 EUR (0)
Ø price 30 days Ø volume 30 days (pcs.)	1,964.22 EUR (0)
Ø price 100 days Ø volume 100 days (pcs.)	1,878.88 EUR (0)
Ø price 250 days Ø volume 250 days (pcs.)	1,728.54 EUR (0)
YTD High date	2,041.43 EUR (2024/05/10)
YTD Low date	1,743.23 EUR (2024/01/17)
52 Weeks High date	2,041.43 EUR (2024/05/10)
52 Weeks Low date	1,472.04 EUR (2023/10/04)

Composition

Name  ISIN	Price	Diff %  Diff +/-	Performance 	Date Time	Turnover Pc.  Turnover Money 
4IG NYILVANOSAN MUKODO RE... HU0000167788	804.00	0.25% 2.00		24/05/15 11:49:19	14,432 11,552,877.00
ALLEGRO.EU SA LU2237380790	8.60	-0.10% -0.01		24/05/15 09:40:27	- -
ANY SECURITY PRINTING COM... HU0000093257	3,820.00	-0.78% -30.00		24/05/15 11:31:37	6,056 23,092,020.00
BANK POLSKA KASA OPIEKI S... PLPEKAO00016	38.33	-0.83% -0.32		24/05/15 09:31:24	- -
CD PROJEKT S.A. PLOPTTC00011	32.25	-3.15% -1.05		24/05/15 11:07:24	21 685.57
CEZ AS CZ0005112300	916.50	1.05% 9.50		24/05/15 11:56:28	81,142 73,936,697.50
COLT CZ GROUP SE CZK0.10 CZ0009008942	678.00	-0.29% -2.00		24/05/15 11:54:44	1,070 725,964.00
DINO POLSKA SA PLDINPL00011	90.96	0.22% 0.20		24/05/15 11:55:07	- -
ERSTE GROUP BANK AG AT0000652011	1,137.00	0.66% 7.50		24/05/15 11:52:10	48,738 55,353,971.00
KGHM POLSKA MIEDZ SA PLKGHM000017	908.60	1.25% 11.20		24/05/15 10:36:07	212 192,343.20
KOFOLA CESKOSLOVENSKO AS ... CZ0009000121	282.00	1.81% 5.00		24/05/15 11:51:24	8,282 2,323,737.00
KOMERCNI BANKA CZ0008019106	794.50	0.51% 4.00		24/05/15 11:56:42	48,066 37,963,547.00
LPP SA PLLPP0000011	4,032.00	0.75% 30.00		24/05/15 09:31:23	- -
MAGYAR TELEKOM TELECOMMUN... HU0000073507	946.00	0.42% 4.00		24/05/15 11:57:34	156,568 148,033,116.00
MASTERPLAST SHARE HUF100 HU0000093943	2,980.00	2.05% 60.00		24/05/15 11:29:06	3,858 11,403,920.00
MBANK SA PLBRE0000012	152.75	0.73% 1.10		24/05/15 08:11:22	- -
MOL HUNGARIAN OIL & GAS P... HU0000153937	3,068.00	0.79% 24.00		24/05/15 11:57:34	49,252 151,222,866.00
MONETA MONEY BANK A.S. CZ0008040318	97.00	-1.22% -1.20		24/05/15 11:55:51	129,738 12,576,889.20
OPUS GLOBAL NYRT HU0000110226	375.50	-1.96% -7.50		24/05/15 11:52:27	190,981 72,049,693.00
ORLEN SA PLPKN0000018	16.20	1.19% 0.19		24/05/15 11:18:53	500 8,100.00
OTP BANK PLC HU0000061726	18,190.00	-0.22% -40.00		24/05/15 11:57:34	42,147 768,237,785.00
PGE POLSKA GRUPA ENERGETY... PLPGER000010	1.744	6.80% 0.11		24/05/15 08:11:22	- -
PHILIP MORRIS(CZ) CZK1000 CS0008418869	14,920.00	0.67% 100.00		24/05/15 11:44:00	398 5,943,480.00
POWSZECHNA KASA OSZCZEDNO... PLPKO0000016	13.20	-0.38% -0.05		24/05/15 09:31:24	- -
POWSZECHNY ZAKLAD UBEZPIE... PLPZU0000011	12.275	0.57% 0.07		24/05/15 09:30:17	- -

AUSTRIA CECE OVERALL(EUR)

PRIMOCO UAV SE CZK1 CZ0005135970	840.00	-0.59% -5.00		24/05/15 11:41:52	237 199,765.00
RICHTER GEDEON VEGYESZETI... HU0000123096	9,550.00	-0.21% -20.00		24/05/15 11:54:41	18,972 182,145,070.00
SANTANDER BANK POLSKA SA PLBZ00000044	125.40	-5.93% -7.90		24/05/15 08:14:36	- -
VIENNA INSURANCE GROUP AT0000908504	31.30	0.00% 0.00		24/05/15 11:54:38	34,740 1,091,098.20