

## AUSTRIA CECE OVERALL(EUR)

ISIN: AT0000726476 WKN: -

## Overview

2024/05/14 17:45:00

Price

**2,035.57** EURDifference  0.47% (9.46)

## General attributes

ISIN AT0000726476

Symbol -

Country Czechia

Instruments in index 29

Type of index Performance Index

Security type Index

## Market data

Open 2,024.11 EUR

High 2,037.92 EUR

Low 2,021.72 EUR

Close (prev. day) 2,026.11 EUR

Trading volume (m) -






Volume (pcs) -

## Top 5

Name 	Price	+ - (%)	Trend 
ANY SECURI...	3,850.00	+2.67	
MASTERPLAS...	2,920.00	+1.74	
OPUS GLOBA...	383.00	+0.79	
MONETA MON...	98.20	+0.72	
VIENNA INS...	31.30	+0.64	

Intraday 1w 1m 6m 1y 3y

## Flop 5

Name 	Price	+ - (%)	Trend 
CEZ AS	907.00	-1.09	
KOMERCNI B...	790.50	-0.94	
RICHTER GE...	9,570.00	-0.83	
MOL	3,044.00	-0.65	
HUNGAR...			











5y




Information about previous performance does not guarantee future performance.

Source: FactSet

## Recent research

on market		
Date	Headline	Download
2024/05/13	 Inflationary surprise due to food prices	
2024/05/13	 Will Romanian central bank begin monetary easing?	
2024/05/10	 EU News Monthly May 2024	
2024/05/07	 Corporate Credit Monitor CEE	
2024/05/07	 Corporate Credit Monitor CEE (DE)	

PRIMOCO 845.00 -0.59 

UA...

Intraday 1w 1m 6m 1y 3y

**Futures and Options**

Related Futures 8

Related Options -

## Details

2024/05/14 17:45:00

Price

**2,035.57** EUR

Difference



0.47% (9.46)

## General attributes

ISIN AT0000726476

Symbol -

Country Czechia

Security type Index

Instruments in index 29

## Market data

Open 2,024.11 EUR

High 2,037.92 EUR

Low 2,021.72 EUR

Close (prev. day) 2,026.11 EUR

Trading volume (m) -

Volume (pcs) -

## Performance and Risk

	6m	1y	3y
Perf (%)	+17.36%	+33.54%	+30.91%
Perf (abs.)	+301.07	+511.24	+480.61
Beta	-	-	-
Volatility	13.62	16.08	22.61



5y

Information about previous performance does not guarantee future performance.

Source: FactSet

## Price data

Ø price 5 days   Ø volume 5 days (pcs.)	2,024.79 EUR (0)
Ø price 30 days   Ø volume 30 days (pcs.)	1,964.22 EUR (0)
Ø price 100 days   Ø volume 100 days (pcs.)	1,878.88 EUR (0)
Ø price 250 days   Ø volume 250 days (pcs.)	1,728.54 EUR (0)
YTD High   date	2,041.43 EUR (2024/05/10)
YTD Low   date	1,743.23 EUR (2024/01/17)
52 Weeks High   date	2,041.43 EUR (2024/05/10)
52 Weeks Low   date	1,472.04 EUR (2023/10/04)

## Composition

Name  ISIN	Price	Diff %  Diff +/-	Performance 	Date Time	Turnover Pc.  Turnover Money 
4IG NYILVANOSAN MUKODO RE... HU0000167788	802.00	0.00% 0.00		24/05/14 17:20:00	28,773 23,019,603.00
ALLEGRO.EU SA LU2237380790	8.866	4.13% 0.35		24/05/14 19:31:31	- -
ANY SECURITY PRINTING COM... HU0000093257	3,850.00	2.67% 100.00		24/05/14 17:20:00	9,890 37,624,550.00
BANK POLSKA KASA OPIEKI S... PLPEKAO00016	38.65	0.49% 0.19		24/05/14 19:31:41	- -
CD PROJEKT S.A. PLOPTTC00011	32.86	-0.39% -0.13		24/05/14 20:44:08	1,377 45,193.38
CEZ AS CZ0005112300	907.00	-1.09% -10.00		24/05/14 16:17:17	378,452 344,781,827.00
COLT CZ GROUP SE CZK0.10 CZ0009008942	680.00	-0.29% -2.00		24/05/14 16:15:00	8,708 5,935,627.00
DINO POLSKA SA PLDINPL00011	90.78	-0.18% -0.16		24/05/14 20:40:08	- -
ERSTE GROUP BANK AG AT0000652011	1,129.50	0.36% 4.00		24/05/14 16:21:26	24,873 28,021,642.50
KGHM POLSKA MIEDZ SA PLKGHM000017	35.86	1.88% 0.66		24/05/14 19:31:30	- -
KOFOLA CESKOSLOVENSKO AS ... CZ0009000121	277.00	0.36% 1.00		24/05/14 16:15:02	14,757 4,093,479.00
KOMERCNI BANKA CZ0008019106	790.50	-0.94% -7.50		24/05/14 16:23:17	98,849 78,287,316.50
LPP SA PLLPP0000011	4,002.00	0.81% 32.00		24/05/14 19:31:40	- -
MAGYAR TELEKOM TELECOMMUN... HU0000073507	942.00	0.32% 3.00		24/05/14 17:19:59	566,814 532,177,988.00
MASTERPLAST SHARE HUF100 HU0000093943	2,920.00	1.74% 50.00		24/05/14 17:20:00	6,803 19,914,800.00
MBANK SA PLBRE0000012	197.80	-% -		24/05/14 16:50:00	5 3,292.00
MOL HUNGARIAN OIL & GAS P... HU0000153937	3,044.00	-0.65% -20.00		24/05/14 17:20:00	641,508 1,963,910,068.00
MONETA MONEY BANK A.S. CZ0008040318	98.20	0.72% 0.70		24/05/14 16:15:16	290,944 28,531,707.40
OPUS GLOBAL NYRT HU0000110226	383.00	0.79% 3.00		24/05/14 17:20:00	273,992 104,281,465.00
ORLEN SA PLPKN0000018	16.06	1.90% 0.30		24/05/14 19:31:31	- -
OTP BANK PLC HU0000061726	18,230.00	0.44% 80.00		24/05/14 17:20:00	190,838 3,480,710,570.00
PGE POLSKA GRUPA ENERGETY... PLPGER000010	11.97	-% -		24/05/14 16:50:00	310 2,349.80
PHILIP MORRIS(CZ) CZK1000 CS0008418869	14,820.00	-0.54% -80.00		24/05/14 16:15:30	641 9,522,120.00
POWSZECHNA KASA OSZCZEDNO... PLPKO0000016	13.25	-0.53% -0.07		24/05/14 19:31:41	- -
POWSZECHNY ZAKLAD UBEZPIE... PLPZU0000011	12.205	1.41% 0.17		24/05/14 19:30:34	- -

## AUSTRIA CECE OVERALL(EUR)

PRIMOCO UAV SE CZK1 CZ0005135970	845.00	-0.59% -5.00		24/05/14 15:20:54	1,326 1,113,865.00
RICHTER GEDEON VEGYESZETI... HU0000123096	9,570.00	-0.83% -80.00		24/05/14 17:20:00	254,946 2,455,676,005.00
SANTANDER BANK POLSKA SA PLBZ00000044	128.00	0.04% 0.05		24/05/14 19:31:40	- -
VIENNA INSURANCE GROUP AT0000908504	31.30	0.64% 0.20		24/05/14 17:35:10	68,627 2,130,476.40