

AUSTRIA CECE OVERALL(EUR)

ISIN: AT0000726476 WKN: -

Overview

2024/04/29 17:45:00

Price

1,977.00 EURDifference  1.06% (20.64)


General attributes

ISIN	AT0000726476
Symbol	-
Country	Czechia
Instruments in index	29
Type of index	Performance Index
Security type	Index

Market data

Open	1,957.45 EUR
High	1,978.04 EUR
Low	1,947.91 EUR
Close (prev. day)	1,956.36 EUR
Trading volume (m)	-
Volume (pcs)	-

Top 5

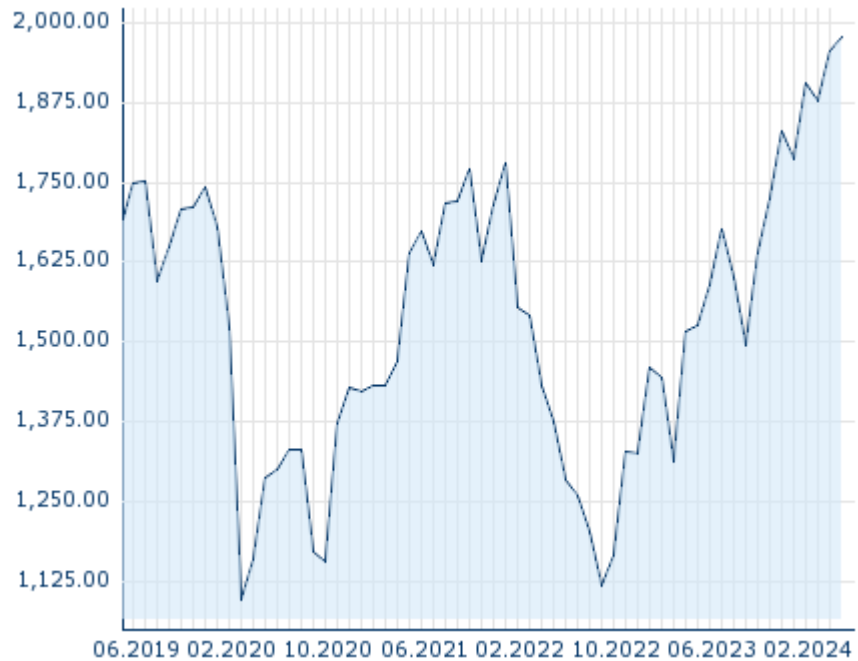
Name 	Price	+ - (%)	Trend 
PRIMOCO UA...	945.00	+5.00	
MAGYAR TEL...	923.00	+2.78	
OTP BANK P...	18,070.00	+2.03	
RICHTER GE...	9,310.00	+1.20	
CEZ AS	864.50	+1.17	

Intraday **1w** 1m 6m 1y 3y

Flop 5

Name 	Price	+ - (%)	Trend 
OPUS GLOBA...	374.00	-4.47	
ERSTE GROU...	43.94	-0.76	











5y



Information about previous performance does not guarantee future performance.

Source: FactSet

Recent research

on market		
Date	Headline	Download
2024/04/29	 Focus on GDP data and central bank meeting in Czec...	
2024/04/23	 CEE Special Report Strong growth in CEE economie...	
2024/04/21	 Hungarian central bank to cut rates further	
2024/04/18	 CEE corporate bond rally	
2024/04/18	 Die Rally bei CEE-Corporate Bonds	

AUSTRIA CECE OVERALL(EUR)

KOFOLA	270.00	-0.74	➔		
CES...					
ANY SECURI...	3,660.00	-0.54	➔		
Intraday	1w	1m	6m	1y	3y

Futures and Options

Related Futures	8
Related Options	-

Details

2024/04/29 17:45:00

Price

1,977.00 EUR

Difference



1.06% (20.64)

General attributes

ISIN AT0000726476

Symbol -

Country Czechia

Security type Index

Instruments in index 29

Market data

Open 1,957.45 EUR

High 1,978.04 EUR

Low 1,947.91 EUR

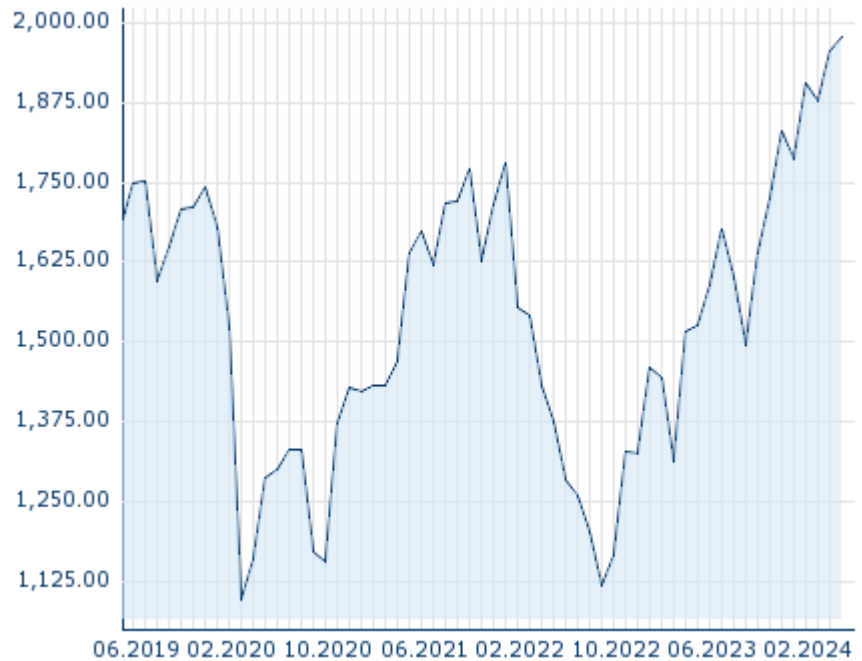
Close (prev. day) 1,956.36 EUR

Trading volume (m) -

Volume (pcs) -

Performance and Risk

	6m	1y	3y
Perf (%)	+20.75%	+31.40%	+32.68%
Perf (abs.)	+339.67	+472.42	+486.99
Beta	-	-	-
Volatility	14.02	15.93	22.59



Information about previous performance does not guarantee future performance.

Source: FactSet

Price data

Ø price 5 days Ø volume 5 days (pcs.)	1,953.67 EUR (0)
Ø price 30 days Ø volume 30 days (pcs.)	1,922.48 EUR (0)
Ø price 100 days Ø volume 100 days (pcs.)	1,859.01 EUR (0)
Ø price 250 days Ø volume 250 days (pcs.)	1,707.87 EUR (0)
YTD High date	1,988.58 EUR (2024/04/10)
YTD Low date	1,743.23 EUR (2024/01/17)
52 Weeks High date	1,988.58 EUR (2024/04/10)
52 Weeks Low date	1,472.04 EUR (2023/10/04)

Composition

Name  ISIN	Price	Diff %  Diff +/-	Performance 	Date Time	Turnover Pc.  Turnover Money 
4IG NYILVANOSAN MUKODO RE... HU0000167788	811.00	0.12% 1.00		24/04/29 17:20:00	82,299 66,337,481.00
ALLEGRO.EU SA LU2237380790	7.615	3.49% 0.26		24/04/29 19:31:23	- -
ANY SECURITY PRINTING COM... HU0000093257	3,660.00	-0.54% -20.00		24/04/29 17:20:00	1,790 6,579,550.00
BANK POLSKA KASA OPIEKI S... PLPEKAO00016	39.31	-0.86% -0.34		24/04/29 19:31:33	- -
CD PROJEKT S.A. PLOPTTC00011	27.01	1.73% 0.46		24/04/29 19:46:06	511 13,747.75
CEZ AS CZ0005112300	864.50	1.17% 10.00		24/04/29 16:24:24	134,877 116,143,662.50
COLT CZ GROUP SE CZK0.10 CZ0009008942	640.00	0.79% 5.00		24/04/29 16:15:19	13,178 8,390,523.00
DINO POLSKA SA PLDINPL00011	90.46	1.00% 0.90		24/04/29 21:50:08	- -
ERSTE GROUP BANK AG AT0000652011	1,107.50	-0.76% -8.50		24/04/29 16:17:45	61,844 68,622,764.00
KGHM POLSKA MIEDZ SA PLKGHM000017	33.10	2.67% 0.86		24/04/29 21:58:49	285 9,429.75
KOFOLA CESKOSLOVENSKO AS ... CZ0009000121	270.00	-0.74% -2.00		24/04/29 16:23:52	11,322 3,059,226.00
KOMERCNI BANKA CZ0008019106	865.00	0.35% 3.00		24/04/29 16:24:21	309,624 267,617,700.50
LPP SA PLLPP0000011	3,608.00	1.41% 50.00		24/04/29 19:31:32	- -
MAGYAR TELEKOM TELECOMMUN... HU0000073507	923.00	2.78% 25.00		24/04/29 17:20:00	523,771 480,064,092.00
MASTERPLAST SHARE HUF100 HU0000093943	2,920.00	0.69% 20.00		24/04/29 17:20:00	4,372 12,730,000.00
MBANK SA PLBRE0000012	197.80	-% -		24/04/29 16:50:00	- -
MOL HUNGARIAN OIL & GAS P... HU0000153937	3,014.00	0.33% 10.00		24/04/29 17:20:00	274,481 827,287,860.00
MONETA MONEY BANK A.S. CZ0008040318	97.40	0.41% 0.40		24/04/29 16:16:46	613,633 59,735,002.00
OPUS GLOBAL NYRT HU0000110226	374.00	-4.47% -17.50		24/04/29 17:20:00	758,822 281,907,190.00
ORLEN SA PLPKN0000018	15.562	1.10% 0.17		24/04/29 19:31:23	- -
OTP BANK PLC HU0000061726	18,070.00	2.03% 360.00		24/04/29 17:20:00	435,944 7,821,233,090.00
PGE POLSKA GRUPA ENERGETY... PLPGER000010	11.97	-% -		24/04/29 16:50:00	- -
PHILIP MORRIS(CZ) CZK1000 CS0008418869	16,000.00	0.25% 40.00		24/04/29 16:15:08	786 12,558,000.00
POWSZECHNA KASA OSZCZEDNO... PLPKO0000016	14.10	-0.07% -0.01		24/04/29 19:31:33	- -
POWSZECHNY ZAKLAD UBEZPIE... PLPZU0000011	11.925	1.58% 0.19		24/04/29 19:30:27	- -

AUSTRIA CECE OVERALL(EUR)

PRIMOCO UAV SE CZK1 CZ0005135970	945.00	5.00% 45.00		24/04/29 16:01:37	1,208 1,115,935.00
RICHTER GEDEON VEGYESZETI... HU0000123096	9,310.00	1.20% 110.00		24/04/29 17:20:00	200,602 1,866,536,905.00
SANTANDER BANK POLSKA SA PLBZ00000044	130.15	0.62% 0.80		24/04/29 19:31:32	- -
VIENNA INSURANCE GROUP AT0000908504	29.25	0.34% 0.10		24/04/29 17:35:02	60,620 1,773,853.50