

KNEAT.COM INC.

ISIN: CA4988241010 WKN: -

Overview

2024/07/26 16:23:57

Price

3.265 USD

Difference  1.71% (0.06)

General attributes

ISIN	CA4988241010
Symbol	KSI
Exchange	FINRA other OTC Issues
Currency	USD
Sector	Software
Security type	Stock
Market cap (m)	259 EUR
Benchmark	S&P/TSX 60 INDEX

Market data

Bid (Bid size)	-
Ask (Ask size)	-
Open	3.215 USD
High	3.265 USD
Low	3.215 USD
Close (prev. day)	3.21 USD
VWAP	3.229993 USD
Volume (pcs)	730
Trading volume	2,358.41
Number of trades	3
Last size	200

Futures and Options

Related Futures	-
Related Options	-









5y



Information about previous performance does not guarantee future performance.

Source: FactSet

Recent research

on sector		
Date	Headline	Download
2024/07/26	 Equity Weekly	
2024/07/24	 Global Equity Ratings	
2024/07/24	 Aktienempfehlungen Global	
2024/07/15	 Aktienempfehlungen Global	
2024/07/12	 Global Equity Ratings	

Details

2024/07/26 16:23:57

Price

3.265 USD

 Difference ▲ 1.71% (0.06)

General attributes

ISIN	CA4988241010
Symbol	KSI
Exchange	FINRA other OTC Issues
Currency	USD
Sector	Software
Security type	Stock
Market cap (m)	259 EUR
Benchmark	S&P/TSX 60 INDEX

Market data

Bid (Bid size)	-
Ask (Ask size)	-
Open	3.215 USD
High	3.265 USD
Low	3.215 USD
Close (prev. day)	3.21 USD
VWAP	3.229993 USD
Volume (pcs)	730
Trading volume	2,358.41
Number of trades	3
Last size	200

Performance and Risk

	6m	1y	3y
Perf (%)	+22.74%	+45.11%	+36.26%
Perf (abs.)	+0.61	+1.02	+0.87
Beta	-0.11	0.16	0.30
Volatility	32.18	34.76	56.57

5y



Information about previous performance does not guarantee future performance.
Source: FactSet

Price data

Ø price 5 days Ø volume 5 days (pcs.)	3.178 USD (2,951)
Ø price 30 days Ø volume 30 days (pcs.)	3.158 USD (4,267)
Ø price 100 days Ø volume 100 days (pcs.)	2.967 USD (4,970)
Ø price 250 days Ø volume 250 days (pcs.)	2.600 USD (4,045)
YTD High date	3.300 USD (2024/07/10)
YTD Low date	2.199 USD (2024/01/08)
52 Weeks High date	3.300 USD (2024/07/10)
52 Weeks Low date	1.930 USD (2023/10/30)

All listings for KNEAT.COM INC.

Exchange ⊕	Date	Time	Price	Trading volume (mio.)	Number of trades
Toronto Stock Exchange	2024/07/26	21:59	4.54 CAD	0.04	45
Stuttgart	2024/07/26	11:05	2.92 EUR	0.00	4
Munich	2024/07/26	08:02	2.94 EUR	0.00	1
Frankfurt	2024/07/26	08:05	2.94 EUR	0.00	2
FINRA other OTC	2024/07/26	16:23	3.265 USD	0.00	3

Company profile

Company Logo

Kneat

Company Profile

-

Contact Details

KNEAT.COM

--

Telefon: -

Fax: -

E-mail: -