

## XIMEN MINING CORP

ISIN: CA98420B3092 WKN: -

## Overview

2024/07/26 08:05:14

Price  
0.099 EURDifference  -0.50% (-0.00)

## General attributes

|                |                      |
|----------------|----------------------|
| ISIN           | CA98420B3092         |
| Symbol         | XIM                  |
| Exchange       | Frankfurt            |
| Currency       | EUR                  |
| Sector         | Energy / Commodities |
| Security type  | Stock                |
| Market cap (m) | 4 EUR                |
| Benchmark      | S&P/TSX 60 INDEX     |

## Market data

|                   |            |
|-------------------|------------|
| Bid (Bid size)    | -          |
| Ask (Ask size)    | -          |
| Open              | 0.099 EUR  |
| High              | 0.099 EUR  |
| Low               | 0.099 EUR  |
| Close (prev. day) | 0.0995 EUR |
| VWAP              | 0.121 EUR  |
| Volume (pcs)      | 0          |
| Trading volume    | 0.00       |
| Number of trades  | 2          |
| Last size         | 0          |

## Futures and Options








|                 |   |
|-----------------|---|
| Related Futures | - |
| Related Options | - |

5y



Information about previous performance does not guarantee future performance.  
Source: FactSet

## Recent research

| on sector | Date       | Headline  | Download  |
|-----------|------------|---|---|
|           | 2024/07/26 |  Equity Weekly             |  |
|           | 2024/07/24 |  Global Equity Ratings     |  |
|           | 2024/07/24 |  Aktienempfehlungen Global |  |
|           | 2024/07/15 |  Aktienempfehlungen Global |  |
|           | 2024/07/12 |  Equity Weekly             |  |

## Details

2024/07/26 08:05:14

## Price

0.099 EUR

Difference ▼ -0.50% (-0.00)

## General attributes

|                |                      |
|----------------|----------------------|
| ISIN           | CA98420B3092         |
| Symbol         | XIM                  |
| Exchange       | Frankfurt            |
| Currency       | EUR                  |
| Sector         | Energy / Commodities |
| Security type  | Stock                |
| Market cap (m) | 4 EUR                |
| Benchmark      | S&P/TSX 60 INDEX     |

## Market data

|                   |            |
|-------------------|------------|
| Bid (Bid size)    | -          |
| Ask (Ask size)    | -          |
| Open              | 0.099 EUR  |
| High              | 0.099 EUR  |
| Low               | 0.099 EUR  |
| Close (prev. day) | 0.0995 EUR |
| VWAP              | 0.121 EUR  |
| Volume (pcs)      | 0          |
| Trading volume    | 0.00       |
| Number of trades  | 2          |
| Last size         | 0          |

## Performance and Risk

|             | 6m      | 1y      | 3y      |
|-------------|---------|---------|---------|
| Perf (%)    | -27.74% | -59.09% | -88.04% |
| Perf (abs.) | -0.04   | -0.14   | -0.73   |
| Beta        | -0.78   | 1.05    | 0.28    |
| Volatility  | 182.04  | 222.54  | 205.61  |

5y



Information about previous performance does not guarantee future performance.  
Source: FactSet

## Price data

|   |                        |
|---|------------------------|
| Ø price 5 days   Ø volume 5 days (pcs.)     | 0.107 EUR (3,000)      |
| Ø price 30 days   Ø volume 30 days (pcs.)   | 0.078 EUR (609)        |
| Ø price 100 days   Ø volume 100 days (pcs.) | 0.094 EUR (463)        |
| Ø price 250 days   Ø volume 250 days (pcs.) | 0.134 EUR (793)        |
| YTD High   date                             | 0.217 EUR (2024/01/03) |
| YTD Low   date                              | 0.061 EUR (2024/07/04) |
| 52 Weeks High   date                        | 0.314 EUR (2023/08/07) |
| 52 Weeks Low   date                         | 0.061 EUR (2024/07/04) |

## All listings for XIMEN MINING CORP

| Exchange             | Date       | Time  | Price     | Trading volume (mio.) | Number of trades |
|----------------------|------------|-------|-----------|-----------------------|------------------|
| Tradegate            | 2024/07/26 | 22:02 | 0.107 EUR | 0.00                  | 1                |
| TSX Venture Exchange | 2024/07/22 | 21:02 | 0.165 CAD | 0.00                  | 3                |
| Stuttgart            | 2024/07/26 | 14:44 | 0.083 EUR | 0.00                  | 4                |
| Munich               | 2024/07/26 | 08:02 | 0.115 EUR | 0.00                  | 1                |
| Hamburg              | 2024/07/26 | 08:01 | 0.099 EUR | 0.00                  | 3                |

|                        |            |       |        |     |      |   |
|------------------------|------------|-------|--------|-----|------|---|
|                        | 26         |       |        |     |      |   |
| Frankfurt              | 2024/07/26 | 08:05 | 0.099  | EUR | 0.00 | 2 |
| FINRA other OTC Issues | 2024/07/25 | 15:36 | 0.1267 | USD | 0.00 | 1 |
| Duesseldorf            | 2024/07/26 | 08:12 | 0.0985 | EUR | 0.00 | 3 |
| Berlin                 | 2024/07/26 | 08:02 | 0.0995 | EUR | 0.00 | 3 |

## Company profile

### Company Logo

#### Contact Details

XIMEN MINING

--

----

Telefon: -

Fax: -

E-mail: -

### Company Profile

-