

MINEBEA MITSUMI INC

ISIN: JP3906000009 WKN: 6479

Overview

2024/05/10 08:15:15

Price
17.80 EURDifference  0.56% (0.10)

General attributes

ISIN	JP3906000009
Symbol	6479
Exchange	Munich
Currency	EUR
Sector	Technology
Security type	Stock
Market cap (m)	7,269 EUR
Benchmark	NIKKEI 225

Market data

Bid (Bid size)	-
Ask (Ask size)	-
Open	17.80 EUR
High	17.80 EUR
Low	17.80 EUR
Close (prev. day)	17.70 EUR
VWAP	24.40 EUR
Volume (pcs)	0
Trading volume	0.00
Number of trades	2
Last size	0

Futures and Options









Related Futures	-
Related Options	-

5y



Information about previous performance does not guarantee future performance.
Source: FactSet

Recent research

on sector		on market	
Date		Headline	Download
2024/05/03		Equity Weekly	
2024/04/29		Aktienempfehlungen Österreich	
2024/04/26		Equity Weekly	
2024/04/26		Global Equity Ratings	
2024/04/26		Aktienempfehlungen Global	

Details

2024/05/10 08:15:15

Price

17.80 EUR

Difference ▲ 0.56% (0.10)

General attributes

ISIN	JP3906000009
Symbol	6479
Exchange	Munich
Currency	EUR
Sector	Technology
Security type	Stock
Market cap (m)	7,269 EUR
Benchmark	NIKKEI 225

Market data

Bid (Bid size)	-
Ask (Ask size)	-
Open	17.80 EUR
High	17.80 EUR
Low	17.80 EUR
Close (prev. day)	17.70 EUR
VWAP	24.40 EUR
Volume (pcs)	0
Trading volume	0.00
Number of trades	2
Last size	0

Performance and Risk

	6m	1y	3y
Perf (%)	+7.88%	+2.30%	-16.04%
Perf (abs.)	+1.30	+0.40	-3.40
Beta	1.06	1.17	1.32
Volatility	17.93	21.73	22.74

5y



Information about previous performance does not guarantee future performance.
Source: FactSet

Price data

Ø price 5 days Ø volume 5 days (pcs.)	17.72 EUR (0)
Ø price 30 days Ø volume 30 days (pcs.)	17.56 EUR (0)
Ø price 100 days Ø volume 100 days (pcs.)	18.29 EUR (0)
Ø price 250 days Ø volume 250 days (pcs.)	17.21 EUR (0)
YTD High date	19.30 EUR (2024/01/30)
YTD Low date	16.90 EUR (2024/04/19)
52 Weeks High date	19.30 EUR (2024/01/30)
52 Weeks Low date	14.40 EUR (2023/10/26)

Arbitrage views

Exchange ⊕	Date	Time	Price	Trading volume (mio.)	Number of trades
Tradegate	2024/05/10	22:02	18.00 EUR	0.00	1
Tokyo Stock Exchange	2024/05/10	08:00	3,012.00 JPY	48.52	3,631
Stuttgart	2024/05/10	08:21	17.90 EUR	0.00	3
Munich	2024/05/10	08:15	17.80 EUR	0.00	2
Hanover	2024/05/10	08:00	17.80 EUR	0.00	3

	10					
Frankfurt	2024/05/ 10	08:10	17.80 EUR	0.00		2
FINRA other OTC Issues	2024/04/ 17	18:12	17.62 USD	0.01		2
Duesseldorf	2024/05/ 10	19:31	17.50 EUR	0.00		5
Berlin	2024/05/ 10	08:15	17.80 EUR	0.00		2

Company profile

Company Logo



Contact Details

MINEBEA MITSUMI INC.

--

3-9-6 Mita, Minato-Ku - 108-8330 Tokyo

Telefon: +81-3-6758-6711

Fax: +81-3-6758-6700

E-mail: -

Company Profile

-

Members of Management Board

Yoshihisa Kainuma	Chairman of Managing Board
Katsuhiko Yoshida	Member of Executive Committee
Michiya Kagami	Member of Executive Committee
Ryozo Iwaya	Member of Executive Committee
Shigeru None	Member of Executive Committee

Board of directors

Yuko Haga	Member of Supervisory Board
Atsuko Matsumura	Member of Supervisory Board
Hirofumi Katase	Member of Supervisory Board
Hiroshi Aso	Member of Supervisory Board
Katsuhiko Yoshida	Member of Supervisory Board
Katsutoshi Suzuki	Member of Supervisory Board
Ryozo Iwaya	Member of Supervisory Board
Satoshi Mizuma	Member of Supervisory Board
Shigeru Moribe	Member of Supervisory Board
Shigeru None	Member of Supervisory Board
Takashi Matsuoka	Member of Supervisory Board
Yuko Miyazaki	Member of Supervisory Board