

## NOVO RESOURCES CORP

ISIN: CA67010B1022 WKN: -

## Overview

2024/07/26 14:44:28

Price

0.0648 EUR

Difference  1.89% (0.00)

## General attributes

ISIN	CA67010B1022
Symbol	NVO
Exchange	Stuttgart
Currency	EUR
Sector	Energy / Commodities
Security type	Stock
Market cap (m)	25 EUR
Benchmark	S&P/TSX 60 INDEX

## Market data

Bid (Bid size)	- (0)
Ask (Ask size)	- (0)
Open	0.0648 EUR
High	0.065 EUR
Low	0.0648 EUR
Close (prev. day)	0.0636 EUR
VWAP	-
Volume (pcs)	0
Trading volume	0.00
Number of trades	5
Last size	0

## Futures and Options








Related Futures	-
Related Options	-

5y



Information about previous performance does not guarantee future performance.  
Source: FactSet

## Recent research

on sector		
Date	Headline	Download
2024/07/26	 Equity Weekly	
2024/07/24	 Global Equity Ratings	
2024/07/24	 Aktienempfehlungen Global	
2024/07/15	 Aktienempfehlungen Global	
2024/07/12	 Equity Weekly	

## Details

2024/07/26 14:44:28

## Price

0.0648 EUR

Difference ▲ 1.89% (0.00)

## General attributes

ISIN	CA67010B1022
Symbol	NVO
Exchange	Stuttgart
Currency	EUR
Sector	Energy / Commodities
Security type	Stock
Market cap (m)	25 EUR
Benchmark	S&P/TSX 60 INDEX

## Market data

Bid (Bid size)	- (0)
Ask (Ask size)	- (0)
Open	0.0648 EUR
High	0.065 EUR
Low	0.0648 EUR
Close (prev. day)	0.0636 EUR
VWAP	-
Volume (pcs)	0
Trading volume	0.00
Number of trades	5
Last size	0

## Performance and Risk

	6m	1y	3y
Perf (%)	-41.62%	-52.00%	-95.07%
Perf (abs.)	-0.05	-0.07	-1.25
Beta	-0.08	0.21	0.46
Volatility	88.57	81.50	75.80

5y



Information about previous performance does not guarantee future performance.  
Source: FactSet

## Price data

Ø price 5 days   Ø volume 5 days (pcs.)	0.0642 EUR (0)
Ø price 30 days   Ø volume 30 days (pcs.)	0.0669 EUR (2,336)
Ø price 100 days   Ø volume 100 days (pcs.)	0.0834 EUR (1,500)
Ø price 250 days   Ø volume 250 days (pcs.)	0.1003 EUR (1,229)
YTD High   date	0.1210 EUR (2024/04/05)
YTD Low   date	0.0606 EUR (2024/07/02)
52 Weeks High   date	0.1490 EUR (2023/08/14)
52 Weeks Low   date	0.0606 EUR (2024/07/02)

## All listings for NOVO RESOURCES CORP

Exchange <span>⊕</span>	Date	Time	Price	Trading volume (mio.)	Number of trades
Tradegate	2024/07/26	22:02	0.0682 EUR	0.00	1
Toronto Stock Exchange	2024/07/26	19:43	0.105 CAD	0.00	3
Stuttgart	2024/07/26	14:44	0.0648 EUR	0.00	5
Frankfurt	2024/07/26	08:05	0.0624 EUR	0.00	2
FINRA other OTC	2024/07/26	21:58	0.0721 USD	0.01	101



## Company profile

### Company Logo



### Company Profile

-

### Contact Details

NOVO RESOURCES CORP

--

----

Telefon: -

Fax: -

E-mail: -