

## WESTSHORE TERMINALS INVESTMENT CORP COM NPV

ISIN: CA96145A2002 WKN: -

## Overview

2024/05/30 22:00:00

Price  
22.84 CADDifference  -0.57% (-0.13)

## General attributes

ISIN	CA96145A2002
Symbol	WTE
Exchange	Toronto Stock Exchange
Currency	CAD
Sector	Transport
Security type	Stock
Market cap (m)	963 EUR
Benchmark	S&P/TSX 60 INDEX

## Market data

Bid (Bid size)	22.84 CAD (800)
Ask (Ask size)	22.98 CAD (200)
Open	23.00 CAD
High	23.08 CAD
Low	22.80 CAD
Close (prev. day)	22.97 CAD
VWAP	22.890425 CAD
Volume (pcs)	123,526
Trading volume	2,827,562.66
Number of trades	961
Last size	100

## Futures and Options






Related Futures	-
Related Options	-

5y



Information about previous performance does not guarantee future performance.  
Source: FactSet

## Recent research

on sector			
Date		Headline	Download
2024/05/29		Global Equity Ratings	
2024/05/29		Aktienempfehlungen Global	
2024/05/29		Aktienempfehlungen Österreich	
2024/05/13		Aktienempfehlungen Österreich	
2024/04/29		Aktienempfehlungen Österreich	

## Details

2024/05/30 22:00:00

### Price

22.84 CAD

**Difference** ▼ -0.57% (-0.13)

### General attributes

ISIN	CA96145A2002
Symbol	WTE
Exchange	Toronto Stock Exchange
Currency	CAD
Sector	Transport
Security type	Stock
Market cap (m)	963 EUR
Benchmark	S&P/TSX 60 INDEX

### Market data

Bid (Bid size)	22.84 CAD (800)
Ask (Ask size)	22.98 CAD (200)
Open	23.00 CAD
High	23.08 CAD
Low	22.80 CAD
Close (prev. day)	22.97 CAD
VWAP	22.890425 CAD
Volume (pcs)	123,526
Trading volume	2,827,562.66
Number of trades	961
Last size	100

### Performance and Risk

	6m	1y	3y
Perf (%)	-12.22%	-27.54%	+24.33%
Perf (abs.)	-3.18	-8.68	+4.47
Beta	0.47	0.72	0.90
Volatility	23.20	25.21	34.15

5y



Information about previous performance does not guarantee future performance.  
Source: FactSet

### Price data

Ø price 5 days   Ø volume 5 days (pcs.)	23.15 CAD (88,495)
Ø price 30 days   Ø volume 30 days (pcs.)	24.40 CAD (116,044)
Ø price 100 days   Ø volume 100 days (pcs.)	25.76 CAD (84,363)
Ø price 250 days   Ø volume 250 days (pcs.)	27.07 CAD (76,394)
YTD High   date	29.08 CAD (2024/02/01)
YTD Low   date	22.80 CAD (2024/05/30)
52 Weeks High   date	33.72 CAD (2023/06/09)
52 Weeks Low   date	22.73 CAD (2023/10/27)

### Arbitrage views

Exchange <span>⊕</span>	Date	Time	Price	Trading volume (mio.)	Number of trades
Toronto Stock Exchange	2024/05/30	22:00	22.84 CAD	2.83	961
Stuttgart	2024/05/30	19:03	15.20 EUR	0.00	10
Munich	2024/05/30	08:11	15.80 EUR	0.00	1
Frankfurt	2024/05/30	11:23	15.00 EUR	0.00	3
FINRA other OTC	2024/05/30	20:34	17.28 USD	0.04	12

Issues	21						
Duesseldorf	2024/05/ 30	19:32	15.10	EUR	0.00		7

## Company profile

### Company Logo

#### Contact Details

WESTSHORE TERMINALS INVESTMENT CORP.

--

----

Telefon: -

Fax: -

E-mail: -

### Company Profile

-

#### Members of Management Board

William W. Stinson Chairman of Managing Board

M. Dallas H. Ross Member of Executive Committee

Nick Desmarais Member of Executive Committee

#### Board of directors

Dianne Watts Member of Supervisory Board

Brian Canfield Member of Supervisory Board

Glen Clark Member of Supervisory Board

H. Hollands Member of Supervisory Board

M. Dallas Ross Member of Supervisory Board

Nick Desmarais Member of Supervisory Board

Steve Akazawa Member of Supervisory Board