

NOVO RESOURCES CORP

ISIN: CA67010B1022 WKN: -

Overview

2024/07/26 08:05:14

Price
0.0624 EURDifference  -9.57% (-0.01)

General attributes

ISIN	CA67010B1022
Symbol	NVO
Exchange	Frankfurt
Currency	EUR
Sector	Energy / Commodities
Security type	Stock
Market cap (m)	25 EUR
Benchmark	S&P/TSX 60 INDEX

Market data

Bid (Bid size)	-
Ask (Ask size)	-
Open	0.0624 EUR
High	0.0624 EUR
Low	0.0624 EUR
Close (prev. day)	0.069 EUR
VWAP	0.067 EUR
Volume (pcs)	0
Trading volume	0.00
Number of trades	2
Last size	0

Futures and Options








Related Futures	-
Related Options	-

5y



Information about previous performance does not guarantee future performance.
Source: FactSet

Recent research

on sector			
Date		Headline	Download
2024/07/26		Equity Weekly	
2024/07/24		Global Equity Ratings	
2024/07/24		Aktienempfehlungen Global	
2024/07/15		Aktienempfehlungen Global	
2024/07/12		Equity Weekly	

Details

2024/07/26 08:05:14

Price

0.0624 EUR

Difference 📉 -9.57% (-0.01)

General attributes

ISIN	CA67010B1022
Symbol	NVO
Exchange	Frankfurt
Currency	EUR
Sector	Energy / Commodities
Security type	Stock
Market cap (m)	25 EUR
Benchmark	S&P/TSX 60 INDEX

Market data

Bid (Bid size)	-
Ask (Ask size)	-
Open	0.0624 EUR
High	0.0624 EUR
Low	0.0624 EUR
Close (prev. day)	0.069 EUR
VWAP	0.067 EUR
Volume (pcs)	0
Trading volume	0.00
Number of trades	2
Last size	0

Performance and Risk

	6m	1y	3y
Perf (%)	-44.29%	-47.12%	-95.46%
Perf (abs.)	-0.05	-0.06	-1.31
Beta	-0.08	0.21	0.46
Volatility	91.38	105.62	99.93

5y



Information about previous performance does not guarantee future performance.
Source: FactSet

Price data

Ø price 5 days Ø volume 5 days (pcs.)	0.0651 EUR (0)
Ø price 30 days Ø volume 30 days (pcs.)	0.0676 EUR (2,511)
Ø price 100 days Ø volume 100 days (pcs.)	0.0830 EUR (1,413)
Ø price 250 days Ø volume 250 days (pcs.)	0.0936 EUR (955)
YTD High date	0.1230 EUR (2024/01/10)
YTD Low date	0.0624 EUR (2024/07/23)
52 Weeks High date	0.1400 EUR (2023/09/06)
52 Weeks Low date	0.0550 EUR (2023/12/15)

All listings for NOVO RESOURCES CORP

Exchange 📍	Date	Time	Price	Trading volume (mio.)	Number of trades
Tradegate	2024/07/26	22:02	0.0682 EUR	0.00	1
Toronto Stock Exchange	2024/07/26	19:43	0.105 CAD	0.00	3
Stuttgart	2024/07/26	14:44	0.0648 EUR	0.00	5
Frankfurt	2024/07/26	08:05	0.0624 EUR	0.00	2
FINRA other OTC	2024/07/26	21:58	0.0721 USD	0.01	101

Company profile

Company Logo



Company Profile

-

Contact Details

NOVO RESOURCES CORP

--

Telefon: -

Fax: -

E-mail: -