

HORNBACH HOLDING AG & CO. KGAA

ISIN: DE0006083405 WKN: 608340

Overview

2024/08/15 18:12:23

Price
75.70 EURDifference  1.47% (1.10)

General attributes

ISIN	DE0006083405
Symbol	HBH
Exchange	Hamburg
Currency	EUR
Sector	Commerce
Security type	Stock
Market cap (m)	1,214 EUR
Benchmark	GERMANY DAX

Market data

Bid (Bid size)	-
Ask (Ask size)	-
Open	74.60 EUR
High	75.70 EUR
Low	74.60 EUR
Close (prev. day)	74.60 EUR
VWAP	-
Volume (pcs)	60
Trading volume	4,542.00
Number of trades	2
Last size	60

Futures and Options











Related Futures	15
Related Options	-

5y



Information about previous performance does not guarantee future performance.
Source: FactSet

Recent research

on sector		on market	
Date		Headline	Download
2024/08/12		Global Equity Ratings	
2024/08/12		Aktienempfehlungen Global	
2024/07/24		Global Equity Ratings	
2024/07/24		Aktienempfehlungen Global	
2024/07/15		Aktienempfehlungen Global	

Details

2024/08/15 18:12:23

Price

75.70 EUR

Difference ▲ 1.47% (1.10)

General attributes

ISIN	DE0006083405
Symbol	HBH
Exchange	Hamburg
Currency	EUR
Sector	Commerce
Security type	Stock
Market cap (m)	1,214 EUR
Benchmark	GERMANY DAX

Market data

Bid (Bid size)	-
Ask (Ask size)	-
Open	74.60 EUR
High	75.70 EUR
Low	74.60 EUR
Close (prev. day)	74.60 EUR
VWAP	-
Volume (pcs)	60
Trading volume	4,542.00
Number of trades	2
Last size	60

Performance and Risk

	6m	1y	3y
Perf (%)	+14.44%	+4.92%	-18.34%
Perf (abs.)	+9.55	+3.55	-17.00
Beta	0.82	0.97	0.99
Volatility	21.08	22.67	33.41

5y



Information about previous performance does not guarantee future performance.
Source: FactSet

Price data

Ø price 5 days Ø volume 5 days (pcs.)	74.48 EUR (12)
Ø price 30 days Ø volume 30 days (pcs.)	76.57 EUR (4)
Ø price 100 days Ø volume 100 days (pcs.)	76.51 EUR (6)
Ø price 250 days Ø volume 250 days (pcs.)	68.86 EUR (7)
YTD High date	81.10 EUR (2024/06/13)
YTD Low date	63.60 EUR (2024/02/06)
52 Weeks High date	81.10 EUR (2024/06/13)
52 Weeks Low date	55.35 EUR (2023/10/30)

Arbitrage views

Exchange ⊕	Date	Time	Price	Trading volume (mio.)	Number of trades
Xetra	2024/08/15	17:35	75.90 EUR	0.48	171
Vienna Stock Exchange	2024/08/15	17:32	76.00 EUR	0.00	5
Tradegate	2024/08/15	22:26	75.80 EUR	0.07	29
Stuttgart	2024/08/15	21:55	75.50 EUR	0.00	60
SIX Swiss Exchange	2019/	17:30	54.60 CHF	0.00	1

	05/02					
Munich	2024/ 08/15	08:02	74.60 EUR	0.00		1
London Stock Exchange European Trade Reporting	2024/ 08/15	17:30	76.30 EUR	0.00		2
Hanover	2024/ 08/15	08:16	74.60 EUR	0.00		1
Hamburg	2024/ 08/15	18:12	75.70 EUR	0.00		2
Frankfurt	2024/ 08/15	11:35	74.50 EUR	0.00		3
FINRA other OTC Issues	2022/ 03/17	20:10	134.00 USD	0.19		1
Duesseldorf	2024/ 08/15	19:32	75.60 EUR	0.00		5
Berlin	2024/ 08/15	08:02	74.60 EUR	0.00		1

Company profile

Company Logo



Contact Details

HORNBACH HOLDING AG & CO. KGAA

--

Hornbachstraße 11 - 76879 Bornheim

Telefon: +49-6348-60-00

Fax: +49-6348-60-4000

E-mail: info@hornbach-holding.com

Company Profile

-

Members of Management Board

Albrecht Hornbach	Chairman of Managing Board
Erich Harsch	Member of Executive Committee
Karin Dohm	Member of Executive Committee

Board of directors

John Feldmann	Chairman of Supervisory Board
Martin Hornbach	Member of Supervisory Board
Melanie Thomann-Bopp	Member of Supervisory Board
Simona Scarpaleggia	Member of Supervisory Board
Simone Krah	Member of Supervisory Board
Vanessa Stütze	Member of Supervisory Board