

22ND CENTURY GROUP INC.

ISIN: **US90137F3010** WKN: **90137F301**

Overview

2024/08/16 22:00:00

Price
0.565 USDDifference  -3.45% (-0.02)

General attributes

ISIN	US90137F3010
Symbol	XXII
Exchange	Nasdaq
Currency	USD
Sector	Chemical / Pharmaceutical / Health
Security type	Stock
Market cap (m)	5 EUR
Benchmark	S&P 500

Market data

Bid (Bid size)	0.55 USD (2,800)
Ask (Ask size)	0.586 USD (900)
Open	0.58 USD
High	0.5999 USD
Low	0.5313 USD
Close (prev. day)	0.5852 USD
VWAP	0.561548 USD
Volume (pcs)	265,620
Trading volume	149,188.23
Number of trades	850
Last size	-

Futures and Options







Related Futures	-
Related Options	-

5y



Information about previous performance does not guarantee future performance.
Source: FactSet

Recent research

on sector		on market		
Date		Headline		Download
2024/08/16		Equity Weekly		
2024/08/13		Aktienempfehlungen Österreich		
2024/08/12		Global Equity Ratings		
2024/08/12		Aktienempfehlungen Global		
2024/08/09		Equity Weekly		

Details

2024/08/16 22:00:00

Price

0.565 USD

Difference ▼ -3.45% (-0.02)

General attributes

ISIN	US90137F3010
Symbol	XXII
Exchange	Nasdaq
Currency	USD
Sector	Chemical / Pharmaceutical / Health
Security type	Stock
Market cap (m)	5 EUR
Benchmark	S&P 500

Market data

Bid (Bid size)	0.55 USD (2,800)
Ask (Ask size)	0.586 USD (900)
Open	0.58 USD
High	0.5999 USD
Low	0.5313 USD
Close (prev. day)	0.5852 USD
VWAP	0.561548 USD
Volume (pcs)	265,620
Trading volume	149,188.23
Number of trades	850
Last size	-

Performance and Risk

	6m	1y	3y
Perf (%)	-76.70%	-98.21%	-99.09%
Perf (abs.)	-1.93	-32.05	-63.89
Beta	1.42	1.40	1.49
Volatility	176.19	147.86	189.04

5y



Information about previous performance does not guarantee future performance.
Source: FactSet

Price data

Ø price 5 days Ø volume 5 days (pcs.)	0.660 USD (237,890)
Ø price 30 days Ø volume 30 days (pcs.)	0.724 USD (163,687)
Ø price 100 days Ø volume 100 days (pcs.)	1.175 USD (1,152,842)
Ø price 250 days Ø volume 250 days (pcs.)	5.328 USD (501,131)
YTD High date	4.310 USD (2024/04/05)
YTD Low date	0.580 USD (2024/06/24)
52 Weeks High date	35.198 USD (2023/08/22)
52 Weeks Low date	0.580 USD (2024/06/24)

Arbitrage views

Exchange	Date	Time	Price	Trading volume (mio.)	Number of trades
Nasdaq	2024/08/16	22:00	0.565 USD	0.15	850

Company profile

Company Logo



Company Profile

-

Contact Details

22ND CENTURY GROUP

--

Telefon: -

Fax: -

E-mail: -