

## 22ND CENTURY GROUP INC.

ISIN: **US90137F3010** WKN: **90137F301**

## Overview

2024/06/21 22:00:00

Price  
0.585 USDDifference  -2.48% (-0.01)

## General attributes

ISIN	US90137F3010
Symbol	XXII
Exchange	Nasdaq
Currency	USD
Sector	Chemical / Pharmaceutical / Health
Security type	Stock
Market cap (m)	5 EUR
Benchmark	S&P 500

## Market data

Bid (Bid size)	0.5932 USD (100)
Ask (Ask size)	0.62 USD (1,000)
Open	0.591 USD
High	0.6299 USD
Low	0.581 USD
Close (prev. day)	0.5999 USD
VWAP	0.598747 USD
Volume (pcs)	421,808
Trading volume	252,600.74
Number of trades	851
Last size	-

## Futures and Options











Related Futures	-
Related Options	-

5y



Information about previous performance does not guarantee future performance.  
Source: FactSet

## Recent research

on sector		on market	
Date		Headline	Download
2024/06/21		Global Equity Ratings	
2024/06/21		Aktienempfehlungen Global	
2024/06/14		Equity Weekly	
2024/06/14		Global Equity Ratings	
2024/06/14		Aktienempfehlungen Global	

## Details

2024/06/21 22:00:00

### Price

0.585 USD

 Difference ▼ -2.48% (-0.01)

### General attributes

ISIN	US90137F3010
Symbol	XXII
Exchange	Nasdaq
Currency	USD
Sector	Chemical / Pharmaceutical / Health
Security type	Stock
Market cap (m)	5 EUR
Benchmark	S&P 500

### Market data

Bid (Bid size)	0.5932 USD (100)
Ask (Ask size)	0.62 USD (1,000)
Open	0.591 USD
High	0.6299 USD
Low	0.581 USD
Close (prev. day)	0.5999 USD
VWAP	0.598747 USD
Volume (pcs)	421,808
Trading volume	252,600.74
Number of trades	851
Last size	-

### Performance and Risk

	6m	1y	3y
Perf (%)	-80.75%	-91.93%	-99.19%
Perf (abs.)	-2.45	-6.67	-71.58
Beta	2.82	1.17	1.55
Volatility	177.12	306.78	188.92

5y



Information about previous performance does not guarantee future performance.  
Source: FactSet

### Price data

Ø price 5 days   Ø volume 5 days (pcs.)	0.653 USD (1,965,532)
Ø price 30 days   Ø volume 30 days (pcs.)	1.069 USD (496,929)
Ø price 100 days   Ø volume 100 days (pcs.)	1.805 USD (1,098,149)
Ø price 250 days   Ø volume 250 days (pcs.)	11.280 USD (496,982)
YTD High   date	4.310 USD (2024/04/05)
YTD Low   date	0.581 USD (2024/06/21)
52 Weeks High   date	110.240 USD (2023/07/21)
52 Weeks Low   date	0.581 USD (2024/06/21)

### All listings for 22ND CENTURY GROUP INC.

Exchange	Date	Time	Price	Trading volume (mio.)	Number of trades
Nasdaq	2024/06/21	22:00	0.585 USD	0.25	851

## Company profile

### Company Logo



### Company Profile

-

### Contact Details

22ND CENTURY GROUP

--

----

Telefon: -

Fax: -

E-mail: -