

22ND CENTURY GROUP INC.

ISIN: **US90137F3010** WKN: **90137F301**

Overview

2024/04/26 22:00:00

Price
1.73 USDDifference  -5.46% (-0.10)

General attributes

ISIN	US90137F3010
Symbol	XXII
Exchange	Nasdaq
Currency	USD
Sector	Chemical / Pharmaceutical / Health
Security type	Stock
Market cap (m)	9 EUR
Benchmark	S&P 500

Market data

Bid (Bid size)	1.74 USD (1,100)
Ask (Ask size)	1.78 USD (900)
Open	1.86 USD
High	1.97 USD
Low	1.70 USD
Close (prev. day)	1.83 USD
VWAP	1.857034 USD
Volume (pcs)	780,171
Trading volume	1,447,844.93
Number of trades	2,417
Last size	-

Futures and Options






Related Futures	-
Related Options	-

5y



Information about previous performance does not guarantee future performance.
Source: FactSet

Recent research

on sector		on market		
Date		Headline		Download
2024/04/26		Global Equity Ratings		
2024/04/26		Aktienempfehlungen Global		
2024/04/15		Aktienempfehlungen Österreich		
2024/04/03		Global Equity Ratings		
2024/04/03		Aktienempfehlungen Global		

Details

2024/04/26 22:00:00

Price
1.73 USD

Difference ▼ -5.46% (-0.10)

General attributes

ISIN	US90137F3010
Symbol	XXII
Exchange	Nasdaq
Currency	USD
Sector	Chemical / Pharmaceutical / Health
Security type	Stock
Market cap (m)	9 EUR
Benchmark	S&P 500

Market data

Bid (Bid size)	1.74 USD (1,100)
Ask (Ask size)	1.78 USD (900)
Open	1.86 USD
High	1.97 USD
Low	1.70 USD
Close (prev. day)	1.83 USD
VWAP	1.857034 USD
Volume (pcs)	780,171
Trading volume	1,447,844.93
Number of trades	2,417
Last size	-

Performance and Risk

	6m	1y	3y
Perf (%)	-78.20%	-84.93%	-97.99%
Perf (abs.)	-6.21	-9.75	-84.51
Beta	3.19	1.08	1.54
Volatility	184.29	305.40	188.68

5y



Information about previous performance does not guarantee future performance.
Source: FactSet

Price data

Ø price 5 days Ø volume 5 days (pcs.)	1.74 USD (501,652)
Ø price 30 days Ø volume 30 days (pcs.)	1.91 USD (3,037,483)
Ø price 100 days Ø volume 100 days (pcs.)	2.53 USD (964,874)
Ø price 250 days Ø volume 250 days (pcs.)	12.59 USD (454,576)
YTD High date	4.31 USD (2024/04/05)
YTD Low date	1.45 USD (2024/04/04)
52 Weeks High date	110.24 USD (2023/07/21)
52 Weeks Low date	1.45 USD (2024/04/04)

Arbitrage views

Exchange	Date	Time	Price	Trading volume (mio.)	Number of trades
Nasdaq	2024/04/26	22:00	1.73 USD	1.45	2,417

Company profile

Company Logo



Company Profile

-

Contact Details

22ND CENTURY GROUP

--

Telefon: -

Fax: -

E-mail: -