

SIKA AG

ISIN: CH0418792922

WKN: 41879292

Overview

2024/04/24 09:00:48

Price
257.50 CHFDifference  -0.25% (-0.65)

General attributes

ISIN CH0418792922

Symbol SIKA

Exchange London Stock Exchange
European Trade Reporting

Currency CHF

Sector Chemical / Pharmaceutical /
Health

Security type Stock

Market cap (m) 42,534 EUR

Benchmark SWISS MARKET INDEX

Market data

Bid (Bid size) 251.10 CHF (100)

Ask (Ask size) 263.90 CHF (100)

Open 257.50 CHF

High 257.50 CHF

Low 257.50 CHF

Close (prev. day) 258.15 CHF

VWAP 256.80 CHF

Volume (pcs) -

Trading volume -

Number of trades 1

Last size -

Futures and Options

Related Futures 30











Related Options -

5y



Information about previous performance does not guarantee future performance.
Source: FactSet

Recent research

on instrument	on sector	on market	
Date		Headline	Download
2022/12/19		Global Equity Ratings	
2022/12/19		Aktienempfehlungen Global	
2022/11/28		Global Equity Ratings	
2022/11/28		Aktienempfehlungen Global	
2022/11/18		Global Equity Ratings	

Details

2024/04/24 09:00:48

Price
257.50 CHF

Difference  -0.25% (-0.65)

General attributes

ISIN	CH0418792922
Symbol	SIKA
Exchange	London Stock Exchange European Trade Reporting
Currency	CHF
Sector	Chemical / Pharmaceutical / Health
Security type	Stock
Market cap (m)	42,534 EUR
Benchmark	SWISS MARKET INDEX

Market data

Bid (Bid size)	251.10 CHF (100)
Ask (Ask size)	263.90 CHF (100)
Open	257.50 CHF
High	257.50 CHF
Low	257.50 CHF
Close (prev. day)	258.15 CHF
VWAP	256.80 CHF
Volume (pcs)	-
Trading volume	-
Number of trades	1
Last size	-

Performance and Risk

	6m	1y	3y
Perf (%)	+20.49%	+3.38%	-5.78%
Perf (abs.)	+43.90	+8.45	-15.85
Beta	0.92	1.22	1.50
Volatility	23.58	24.06	29.28

5y



Information about previous performance does not guarantee future performance.
Source: FactSet

Price data

Ø price 5 days Ø volume 5 days (pcs.)	259.18 CHF (990)
Ø price 30 days Ø volume 30 days (pcs.)	264.41 CHF (2,711)
Ø price 100 days Ø volume 100 days (pcs.)	254.29 CHF (2,522)
Ø price 250 days Ø volume 250 days (pcs.)	248.09 CHF (4,700)
YTD High date	272.40 CHF (2024/01/02)
YTD Low date	232.00 CHF (2024/01/22)
52 Weeks High date	280.83 CHF (2023/08/04)
52 Weeks Low date	208.90 CHF (2023/10/26)

Arbitrage views

Exchange 	Date	Time	Price	Trading volume (mio.)	Number of trades
SIX Swiss Exchange	2024/04/24	16:54	259.40 CHF	35.13	2,563
London Stock Exchange European Trade Reporting	2024/04/24	09:00	257.50 CHF	0.00	1
Frankfurt	2019/06/28	17:04	149.60 EUR	0.01	4
FINRA other OTC Issues	2024/04/24	16:32	288.904 USD	0.01	4

Berlin	2019/ 06/28	15:59	149.60 EUR	0.00	4
--------	----------------	-------	------------	------	---

Company profile

Company Logo



Contact Details

SIKA AG

--

Zugerstrasse 50 - 6340 Baar

Telefon: +41-58-436-68-00

Fax: +41-58-436-68-50

E-mail: -

Company Profile

-

Members of Management Board

Thomas Hasler Chairman of Managing Board

Adrian Widmer Member of Executive Committee

Christoph Ganz Member of Executive Committee

Ivo Schädler Member of Executive Committee

Mike Campion Member of Executive Committee

Patricia Heidtmann Member of Executive Committee

Philippe Jost Member of Executive Committee

Raffaella Marzi Member of Executive Committee

Board of directors

Gordana Landén Member of the administrative board

Justin Marshall Howell Member of the administrative board

Lucrece Foufopoulos-de Ridder Member of the administrative board

Monika Ribar Baumann Member of the administrative board

Paul Schuler Member of the administrative board

Victor Waldemar Balli Member of the administrative board

Thierry Vanlancker Chairman of the administrative board