

SANIONA AB NPV

ISIN: SE0005794617 WKN: -

Overview

2024/10/18 18:00:00

Price

4.595 SEK

Difference  -0.76% (-0.04)

General attributes

ISIN SE0005794617

Symbol SANION

Exchange Nasdaq Stockholm

Currency SEK

Sector Chemical / Pharmaceutical / Health

Security type Stock

Market cap (m) 45 EUR

Benchmark OMX STOCKHOLM 30 INDEX

Market data

Bid (Bid size) 4.555 SEK (1,987)

Ask (Ask size) 4.58 SEK (241)

Open 4.63 SEK

High 4.745 SEK

Low 4.515 SEK

Close (prev. day) 4.63 SEK

VWAP 4.6238 SEK

Volume (pcs) 130,400

Trading volume 602,943.16

Number of trades 207

Last size -

Futures and Options

Related Futures -





Related Options -

5y



Information about previous performance does not guarantee future performance.
Source: FactSet

Recent research

on sector	Date	Headline	Download
	2024/10/14	 Aktienempfehlungen Österreich	
	2024/09/27	 Global Equity Ratings	
	2024/09/27	 Aktienempfehlungen Global	
	2024/09/23	 Aktienempfehlungen Österreich	
	2024/09/13	 Equity Weekly	

Details

2024/10/18 18:00:00

Price

4.595 SEK

Difference ▼ -0.76% (-0.04)

General attributes

ISIN	SE0005794617
Symbol	SANION
Exchange	Nasdaq Stockholm
Currency	SEK
Sector	Chemical / Pharmaceutical / Health
Security type	Stock
Market cap (m)	45 EUR
Benchmark	OMX STOCKHOLM 30 INDEX

Market data

Bid (Bid size)	4.555 SEK (1,987)
Ask (Ask size)	4.58 SEK (241)
Open	4.63 SEK
High	4.745 SEK
Low	4.515 SEK
Close (prev. day)	4.63 SEK
VWAP	4.6238 SEK
Volume (pcs)	130,400
Trading volume	602,943.16
Number of trades	207
Last size	-

Performance and Risk

	6m	1y	3y
Perf (%)	+143.64%	-13.30%	-62.70%
Perf (abs.)	+2.71	-0.71	-7.73
Beta	0.10	0.06	0.74
Volatility	95.88	102.34	105.32

5y



Information about previous performance does not guarantee future performance.
Source: FactSet

Price data

Ø price 5 days Ø volume 5 days (pcs.)	4.595 SEK (161,075)
Ø price 30 days Ø volume 30 days (pcs.)	4.618 SEK (324,900)
Ø price 100 days Ø volume 100 days (pcs.)	4.087 SEK (635,863)
Ø price 250 days Ø volume 250 days (pcs.)	3.554 SEK (463,327)
YTD High date	5.580 SEK (2024/07/30)
YTD Low date	1.736 SEK (2024/05/02)
52 Weeks High date	7.950 SEK (2023/11/24)
52 Weeks Low date	1.736 SEK (2024/05/02)

Arbitrage views

Exchange	Date	Time	Price	Trading volume (mio.)	Number of trades
Stuttgart	2024/10/18	08:07	0.383 EUR	0.00	3
Nasdaq Stockholm	2024/10/18	18:00	4.595 SEK	0.60	207
London Stock Exchange	2021/01/27	17:44	19.2421 SEK	0.38	1
Frankfurt	2024/10/18	08:24	0.3755 EUR	0.00	2
Berlin	2024/10/18	19:35	0.4015 EUR	0.00	16

Company profile

Company Logo

Contact Details

SANIONA

--

Telefon: -

Fax: -

E-mail: -

Company Profile

-