

GAZTRANSPORT ET TECHNIGAZ SA

ISIN: FR0011726835 WKN: -

Overview

2022/10/05 08:03:37

Price
112.10 EURDifference  -0.80% (-0.90)

General attributes

ISIN	FR0011726835
Symbol	GTT
Exchange	Frankfurt
Currency	EUR
Sector	Industry
Security type	Stock
Market cap (m)	4,176 EUR
Benchmark	CAC 40 INDEX

Market data

Bid (Bid size)	112.00 EUR (100)
Ask (Ask size)	114.20 EUR (100)
Open	112.10 EUR
High	112.10 EUR
Low	112.10 EUR
Close (prev. day)	113.00 EUR
VWAP	113.92105 EUR
Volume (pcs)	0
Trading volume	0.00
Number of trades	1
Last size	0

Futures and Options











Related Futures	-
Related Options	-

5y



Information about previous performance does not guarantee future performance.
Source: FactSet

Recent research

	on sector	on market	
Date		Headline	Download
2022/10/05		Global Equity Ratings	
2022/10/05		Aktienempfehlungen Global	
2022/09/30		Equity Weekly	
2022/09/26		Global Equity Ratings	
2022/09/26		Aktienempfehlungen Global	

Details

2022/10/05 08:03:37

Price

112.10 EUR

Difference  -0.80% (-0.90)

General attributes

ISIN	FR0011726835
Symbol	GTT
Exchange	Frankfurt
Currency	EUR
Sector	Industry
Security type	Stock
Market cap (m)	4,176 EUR
Benchmark	CAC 40 INDEX

Market data

Bid (Bid size)	112.00 EUR (100)
Ask (Ask size)	114.20 EUR (100)
Open	112.10 EUR
High	112.10 EUR
Low	112.10 EUR
Close (prev. day)	113.00 EUR
VWAP	113.92105 EUR
Volume (pcs)	0
Trading volume	0.00
Number of trades	1
Last size	0

Performance and Risk

	6m	1y	3y
Perf (%)	+8.03%	+71.21%	+34.84%
Perf (abs.)	+8.40	+47.00	+29.20
Beta	0.43	0.36	0.60
Volatility	38.75	38.68	38.34

5y



Information about previous performance does not guarantee future performance.
Source: FactSet

Price data

Ø price 5 days Ø volume 5 days (pcs.)	111.74 EUR (403)
Ø price 30 days Ø volume 30 days (pcs.)	119.95 EUR (141)
Ø price 100 days Ø volume 100 days (pcs.)	123.00 EUR (132)
Ø price 250 days Ø volume 250 days (pcs.)	100.71 EUR (108)
YTD High date	137.80 EUR (2022/07/28)
YTD Low date	75.45 EUR (2022/02/24)
52 Weeks High date	137.80 EUR (2022/07/28)
52 Weeks Low date	64.35 EUR (2021/10/06)

Arbitrage views

Exchange 	Date	Time	Price	Trading volume (mio.)	Number of trades
Tradegate	2022/10/05	10:16	113.20 EUR	0.01	2
Stuttgart	2022/10/05	09:05	112.20 EUR	0.00	2
Munich	2022/10/05	08:04	113.30 EUR	0.00	1
London Stock Exchange European Trade Reporting	2022/10/05	09:00	113.00 EUR	0.00	1
Frankfurt	2022/10/05	08:03	112.10 EUR	0.00	1

	10/05						
FINRA other OTC Issues	2022/ 07/18	18:27	123.50 USD	0.02		1	
Euronext Paris	2022/ 10/05	10:18	113.20 EUR	0.86		336	
Duesseldorf	2022/ 10/05	09:30	112.20 EUR	0.00		3	
Berlin	2022/ 10/05	08:04	112.80 EUR	0.00		1	

Company profile

Company Logo



Contact Details

GAZTRANSPORT & TECHNIGAZ SA

--

1, route de Versailles - 78470 Saint-Remy-les-Chevreuse

Telefon: 33-1-30-23-47-89

Fax: 33-1-30-23-47-00

E-mail: commercial@gtt.fr

Company Profile

-

Board of directors

Bruno Yves	Member of Supervisory Board
Raymond Chabas	Member of Supervisory Board
Christian Germa	Member of Supervisory Board
Pierre Jean Bernard Guiillot	Member of Supervisory Board
Sandra Roche-Vu Quang	Member of Supervisory Board