

## SINTX TECHNOLOGIES INC.

ISIN: **US8293927039** WKN: **829392703**

## Overview

2024/05/28 08:07:54

Price  
0.05 EURDifference  -99.64% (-13.91)

## General attributes

ISIN	US8293927039
Symbol	SINT
Exchange	Berlin
Currency	EUR
Sector	Chemical / Pharmaceutical / Health
Security type	Stock
Market cap (m)	3 EUR
Benchmark	S&P 500

## Market data

Bid (Bid size)	0.05 EUR
Ask (Ask size)	0.06 EUR
Open	0.05 EUR
High	0.05 EUR
Low	0.05 EUR
Close (prev. day)	13.96 EUR
VWAP	-
Volume (pcs)	0
Trading volume	0.00
Number of trades	3
Last size	0

## Futures and Options





Related Futures	-
Related Options	-

5y



Information about previous performance does not guarantee future performance.  
Source: FactSet

## Recent research

on sector		on market		
Date		Headline		Download
2024/05/29		Global Equity Ratings		
2024/05/29		Aktienempfehlungen Global		
2024/05/29		Aktienempfehlungen Österreich		
2024/05/17		Equity Weekly		
2024/05/13		Aktienempfehlungen Österreich		

## Details

2024/05/28 08:07:54

Price  
0.05 EURDifference 📉 -99.64% (-13.91)

## General attributes

ISIN	US8293927039
Symbol	SINT
Exchange	Berlin
Currency	EUR
Sector	Chemical / Pharmaceutical / Health
Security type	Stock
Market cap (m)	3 EUR
Benchmark	S&P 500

## Market data

Bid (Bid size)	0.05 EUR
Ask (Ask size)	0.06 EUR
Open	0.05 EUR
High	0.05 EUR
Low	0.05 EUR
Close (prev. day)	13.96 EUR
VWAP	-
Volume (pcs)	0
Trading volume	0.00
Number of trades	3
Last size	0

## Performance and Risk

	6m	1y	3y
Perf (%)	-99.93%	-99.98%	-100.00%
Perf (abs.)	-68.75	-255.95	-24,619.95
Beta	2.85	1.89	0.81
Volatility	872.88	608.27	537.53

5y



Information about previous performance does not guarantee future performance.  
Source: FactSet

## Price data

Ø price 5 days   Ø volume 5 days (pcs.)	11.43 EUR (0)
Ø price 30 days   Ø volume 30 days (pcs.)	9.74 EUR (0)
Ø price 100 days   Ø volume 100 days (pcs.)	24.48 EUR (0)
Ø price 250 days   Ø volume 250 days (pcs.)	108.38 EUR (0)
YTD High   date	76.40 EUR (2024/01/31)
YTD Low   date	0.05 EUR (2024/05/28)
52 Weeks High   date	302.00 EUR (2023/06/14)
52 Weeks Low   date	0.05 EUR (2024/05/28)

## Arbitrage views

Exchange <span>📍</span>	Date	Time	Price	Trading volume (mio.)	Number of trades
Tradegate	2024/05/29	22:02	8.206 EUR	0.00	1
Stuttgart	2024/05/24	19:38	11.44 EUR	0.00	7
Nasdaq	2024/06/07	22:00	5.15 USD	0.55	3,632
Munich	2024/05/28	08:07	0.06 EUR	0.00	2
London Stock	2024/05/28	16:08	16.30 USD	0.01	1

Exchange	22						
Frankfurt	2024/05/ 24	17:25	13.00	EUR	0.00		3
Berlin	2024/05/ 28	08:07	0.05	EUR	0.00		3

## Company profile

### Company Logo



### Company Profile

-

### Contact Details

SINTX TECHNOLOGIES

--

West 2100 South 1885 84119 Salt Lake City

Telefon: +1.855.839.3500

Fax: -

E-mail: -