

ENPHASE ENERGY INC.

ISIN: **US29355A1079** WKN: **29355A107**

Overview

2024/07/26 17:35:33

Price
110.54 EURDifference  2.71% (2.92)

General attributes

| | |
|----------------|--------------|
| ISIN | US29355A1079 |
| Symbol | ENPH |
| Exchange | Xetra |
| Currency | EUR |
| Sector | Utilities |
| Security type | Stock |
| Market cap (m) | 14,894 EUR |
| Benchmark | S&P 500 |

Market data

| | |
|-------------------|---------------|
| Bid (Bid size) | - |
| Ask (Ask size) | - |
| Open | 110.10 EUR |
| High | 111.36 EUR |
| Low | 108.46 EUR |
| Close (prev. day) | 107.62 EUR |
| VWAP | 110.47761 EUR |
| Volume (pcs) | 1,147 |
| Trading volume | 126,717.82 |
| Number of trades | 45 |
| Last size | 7 |











Futures and Options

| | |
|-----------------|---|
| Related Futures | - |
| Related Options | - |



Information about previous performance does not guarantee future performance.
Source: FactSet

Recent research

| on sector | | on market | |
|------------|---|---------------------------|---|
| Date | | Headline | Download |
| 2024/07/26 |  | Equity Weekly |  |
| 2024/07/24 |  | Global Equity Ratings |  |
| 2024/07/24 |  | Aktienempfehlungen Global |  |
| 2024/07/15 |  | Aktienempfehlungen Global |  |
| 2024/07/12 |  | Global Equity Ratings |  |

Details

2024/07/26 17:35:33

Price

110.54 EUR

Difference ▲ 2.71% (2.92)

General attributes

| | |
|----------------|--------------|
| ISIN | US29355A1079 |
| Symbol | ENPH |
| Exchange | Xetra |
| Currency | EUR |
| Sector | Utilities |
| Security type | Stock |
| Market cap (m) | 14,894 EUR |
| Benchmark | S&P 500 |

Market data

| | |
|-------------------|---------------|
| Bid (Bid size) | - |
| Ask (Ask size) | - |
| Open | 110.10 EUR |
| High | 111.36 EUR |
| Low | 108.46 EUR |
| Close (prev. day) | 107.62 EUR |
| VWAP | 110.47761 EUR |
| Volume (pcs) | 1,147 |
| Trading volume | 126,717.82 |
| Number of trades | 45 |
| Last size | 7 |

Performance and Risk

| | 6m | 1y | 3y |
|-------------|---------|---------|------|
| Perf (%) | +12.96% | -27.51% | - |
| Perf (abs.) | +12.68 | -41.94 | - |
| Beta | 1.32 | 1.90 | 1.67 |
| Volatility | 63.84 | 66.81 | - |

5y



Information about previous performance does not guarantee future performance.
Source: FactSet

Price data

| | |
|---|-------------------------|
| Ø price 5 days Ø volume 5 days (pcs.) | 103.79 EUR (2,671) |
| Ø price 30 days Ø volume 30 days (pcs.) | 99.72 EUR (2,620) |
| Ø price 100 days Ø volume 100 days (pcs.) | 106.39 EUR (3,206) |
| Ø price 250 days Ø volume 250 days (pcs.) | 106.31 EUR (3,182) |
| YTD High date | 130.56 EUR (2024/06/12) |
| YTD Low date | 87.34 EUR (2024/02/05) |
| 52 Weeks High date | 158.00 EUR (2023/07/27) |
| 52 Weeks Low date | 68.50 EUR (2023/11/02) |

All listings for ENPHASE ENERGY INC.

| Exchange ⊕ | Date | Time | Price | Trading volume (mio.) | Number of trades |
|-------------------------|------------|-------|------------|-----------------------|------------------|
| Xetra | 2024/07/26 | 17:35 | 110.54 EUR | 0.13 | 45 |
| Vienna Stock Exchange | 2024/07/26 | 17:32 | 110.68 EUR | 0.00 | 5 |
| Tradegate | 2024/07/26 | 22:26 | 109.92 EUR | 0.43 | 67 |
| Stuttgart | 2024/07/26 | 19:36 | 110.94 EUR | 0.01 | 6 |
| Nasdaq | 2024/07/26 | 22:00 | 119.34 USD | 430.38 | 58,744 |

| | | | | | | | |
|-----------------------|------------|-------|--------|-----|------|--|---|
| | 26 | | | | | | |
| Munich | 2024/07/26 | 17:48 | 112.30 | EUR | 0.00 | | 2 |
| London Stock Exchange | 2024/07/18 | 15:30 | 113.62 | USD | 0.01 | | 1 |
| Hanover | 2024/07/26 | 08:01 | 109.02 | EUR | 0.00 | | 3 |
| Frankfurt | 2024/07/26 | 11:47 | 109.78 | EUR | 0.03 | | 2 |
| Duesseldorf | 2024/07/26 | 19:31 | 111.10 | EUR | 0.00 | | 7 |
| Berlin | 2024/07/26 | 08:02 | 109.02 | EUR | 0.00 | | 3 |

Company profile

Company Logo



Contact Details

ENPHASE ENERGY INC.

--

47281 Bayside Parkway - 94538-6517
Fremont

Telefon: +1-877-774-7000

Fax: +

E-mail: -

Company Profile

-

Members of Management Board

Steven Gomo Chairman of Board of Directors

Thurman Rodgers Member of Board of Directors

Benjamin Kortlang Member of Board of Directors

Jamie Haenggi Member of Board of Directors

Joseph Malchow Member of Board of Directors

Richard Mora Member of Board of Directors

Badri Kothandaraman Chairman of Managing Board

Dave Ranhoff Member of Executive Committee

Hans Van Antwerpen Member of Executive Committee

Mandy Yang Member of Executive Committee

Raghu Belur Member of Executive Committee

Sunil Thamaran Member of Executive Committee