

# CONCORDIA MARITIME AB SER. B

ISIN: **SE0000102824** WKN: **4218296**

## Overview

2022/09/26 21:34:26

**Price**  
0.634 EUR

**Difference**  0.00% (0.00)

### General attributes

ISIN	SE0000102824
Symbol	CCOR B
Exchange	Berlin
Currency	EUR
Sector	Transport
Security type	Stock
Market cap (m)	28 EUR
Benchmark	OMX STOCKHOLM 30 INDEX

### Market data

Bid (Bid size)	-
Ask (Ask size)	-
Open	0.634 EUR
High	0.636 EUR
Low	0.628 EUR
Close (prev. day)	0.634 EUR
VWAP	-
Volume (pcs)	0
Trading volume	0.00
Number of trades	15
Last size	0

### Futures and Options







Related Futures	-
Related Options	-

5y



Information about previous performance does not guarantee future performance.  
**Source:** FactSet

### Recent research

on sector			
Date		Headline	Download
2022/09/26		Global Equity Ratings	
2022/09/26		Aktienempfehlungen Global	
2022/09/19		Aktienempfehlungen Österreich	
2022/09/05		Aktienempfehlungen Österreich	
2022/09/01		Global Equity Ratings	

## Details

2022/09/26 21:34:26

**Price**

0.634 EUR

**Difference** ➔ 0.00% (0.00)

**General attributes**

ISIN	SE0000102824
Symbol	CCOR B
Exchange	Berlin
Currency	EUR
Sector	Transport
Security type	Stock
Market cap (m)	28 EUR
Benchmark	OMX STOCKHOLM 30 INDEX

**Market data**

Bid (Bid size)	-
Ask (Ask size)	-
Open	0.634 EUR
High	0.636 EUR
Low	0.628 EUR
Close (prev. day)	0.634 EUR
VWAP	-
Volume (pcs)	0
Trading volume	0.00
Number of trades	15
Last size	0

**Performance and Risk**

	6m	1y	3y
Perf (%)	+20.53%	-4.80%	-36.60%
Perf (abs.)	+0.11	-0.03	-0.37
Beta	0.68	0.66	0.57
Volatility	59.28	55.60	47.47

5y



Information about previous performance does not guarantee future performance.  
Source: FactSet

**Price data**

Ø price 5 days   Ø volume 5 days (pcs.)	0.642 EUR (0)
Ø price 30 days   Ø volume 30 days (pcs.)	0.631 EUR (0)
Ø price 100 days   Ø volume 100 days (pcs.)	0.631 EUR (0)
Ø price 250 days   Ø volume 250 days (pcs.)	0.596 EUR (0)
YTD High   date	0.734 EUR (2022/09/16)
YTD Low   date	0.475 EUR (2022/05/12)
52 Weeks High   date	0.734 EUR (2022/09/16)
52 Weeks Low   date	0.475 EUR (2022/05/12)

**Arbitrage views**

Exchange <span style="color: green;">⊕</span>	Date	Time	Price	Trading volume (mio.)	Number of trades
Nasdaq Stockholm	2022/09/26	17:12	6.92 SEK	0.17	29
London Stock Exchange	2018/05/22	17:35	10.65 SEK	0.00	1
Berlin	2022/09/26	21:34	0.634 EUR	0.00	15

## Company profile

### Company Logo

#### Contact Details

CONCORDIA

--

----

Telefon: -

Fax: -

E-mail: -

### Company Profile

-