

HUFVUDSTADEN AB SER. A

ISIN: SE0000170375 WKN: 4449137

Overview

2024/07/26 21:43:05

Price

11.01 EUR

Difference  -0.18% (-0.02)

General attributes

ISIN	SE0000170375
Symbol	HUFV A
Exchange	Berlin
Currency	EUR
Sector	Other
Security type	Stock
Market cap (m)	2,236 EUR
Benchmark	OMX STOCKHOLM 30 INDEX

Market data

Bid (Bid size)	-
Ask (Ask size)	-
Open	11.01 EUR
High	11.09 EUR
Low	10.98 EUR
Close (prev. day)	11.03 EUR
VWAP	-
Volume (pcs)	0
Trading volume	0.00
Number of trades	17
Last size	0

Futures and Options

Related Futures	1
Related Options	-











5y



Information about previous performance does not guarantee future performance.

Source: FactSet

Recent research

on sector			
Date		Headline	Download
2024/07/26		Equity Weekly	
2024/07/24		Global Equity Ratings	
2024/07/24		Aktienempfehlungen Global	
2024/07/15		Aktienempfehlungen Global	
2024/07/12		Global Equity Ratings	

Details

2024/07/26 21:43:05

Price

11.01 EUR

Difference ▼ -0.18% (-0.02)

General attributes

ISIN	SE0000170375
Symbol	HUFV A
Exchange	Berlin
Currency	EUR
Sector	Other
Security type	Stock
Market cap (m)	2,236 EUR
Benchmark	OMX STOCKHOLM 30 INDEX

Market data

Bid (Bid size)	-
Ask (Ask size)	-
Open	11.01 EUR
High	11.09 EUR
Low	10.98 EUR
Close (prev. day)	11.03 EUR
VWAP	-
Volume (pcs)	0
Trading volume	0.00
Number of trades	17
Last size	0

Performance and Risk

	6m	1y	3y
Perf (%)	-7.87%	-1.08%	-28.67%
Perf (abs.)	-0.94	-0.12	-4.43
Beta	0.65	1.02	0.90
Volatility	23.42	26.79	30.18

5y



Information about previous performance does not guarantee future performance.
Source: FactSet

Price data

Ø price 5 days Ø volume 5 days (pcs.)	11.08 EUR (0)
Ø price 30 days Ø volume 30 days (pcs.)	11.20 EUR (0)
Ø price 100 days Ø volume 100 days (pcs.)	11.12 EUR (0)
Ø price 250 days Ø volume 250 days (pcs.)	11.11 EUR (0)
YTD High date	12.75 EUR (2024/01/02)
YTD Low date	10.47 EUR (2024/04/16)
52 Weeks High date	12.94 EUR (2023/12/28)
52 Weeks Low date	9.43 EUR (2023/10/26)

Arbitrage views

Exchange ⊕	Date	Time	Price	Trading volume (mio.)	Number of trades
Nasdaq Stockholm	2024/07/26	18:00	129.40 SEK	13.50	551
Munich	2024/07/26	08:19	11.13 EUR	0.00	2
London Stock Exchange European Trade Reporting	2024/07/26	17:25	129.40 SEK	0.00	2
Frankfurt	2024/07/26	08:24	10.79 EUR	0.00	2
FINRA other OTC Issues	2023/	21:04	12.20 USD	0.03	2

	11/14					
Duesseldorf	2024/ 07/26	19:32	10.77 EUR	0.00		7
Berlin	2024/ 07/26	21:43	11.01 EUR	0.00		17

Company profile

Company Logo

HUFVUDSTADEN

Contact Details

HUFVUDSTADEN AB

--

Telefon: -

Fax: -

E-mail: -

Company Profile

-

Members of Management Board

Ivo Stopner Chairman of Managing Board

Anders Nygren Member of Executive Committee

Bo Wikare Member of Executive Committee

Christine Lindgren Member of Executive Committee

Fredrik Ottosson Member of Executive Committee

John Lethenström Member of Executive Committee

Mattias Nygårds Member of Executive Committee

Åsa Roslund Member of Executive Committee

Board of directors

Lars Fredrik Elis Lundberg Chairman of Supervisory Board

Claes Gösta Boustedt Member of Supervisory Board

Eva Louise Katarina Lindh Member of Supervisory Board

Fredrik Persson Member of Supervisory Board

Katarina Ljungqvist Member of Supervisory Board

Liv Eva Violet Forhaug Member of Supervisory Board

Peter Arvid Nils Egardt Member of Supervisory Board

Sten Algot Magnus Peterson Member of Supervisory Board