

BAYTEX ENERGY CORP

ISIN: CA07317Q1054 WKN: 07317Q105

Overview

2024/06/21 22:00:00

Price

4.47 CAD

Difference  -1.54% (-0.07)

General attributes

ISIN	CA07317Q1054
Symbol	BTE
Exchange	Toronto Stock Exchange
Currency	CAD
Sector	Energy / Commodities
Security type	Stock
Market cap (m)	2,493 EUR
Benchmark	S&P/TSX 60 INDEX

Market data

Bid (Bid size)	4.45 CAD (200)
Ask (Ask size)	4.47 CAD (100)
Open	4.55 CAD
High	4.55 CAD
Low	4.42 CAD
Close (prev. day)	4.54 CAD
VWAP	4.46249 CAD
Volume (pcs)	6,012,673
Trading volume	26,831,495.65
Number of trades	3,190
Last size	500

Futures and Options











Related Futures	-
Related Options	-

5y



Information about previous performance does not guarantee future performance.
Source: FactSet

Recent research

on sector			
Date		Headline	Download
2024/06/21		Global Equity Ratings	
2024/06/21		Aktienempfehlungen Global	
2024/06/14		Equity Weekly	
2024/06/14		Global Equity Ratings	
2024/06/14		Aktienempfehlungen Global	

Details

2024/06/21 22:00:00

Price

4.47 CAD

Difference ▼ -1.54% (-0.07)

General attributes

ISIN	CA07317Q1054
Symbol	BTE
Exchange	Toronto Stock Exchange
Currency	CAD
Sector	Energy / Commodities
Security type	Stock
Market cap (m)	2,493 EUR
Benchmark	S&P/TSX 60 INDEX

Market data

Bid (Bid size)	4.45 CAD (200)
Ask (Ask size)	4.47 CAD (100)
Open	4.55 CAD
High	4.55 CAD
Low	4.42 CAD
Close (prev. day)	4.54 CAD
VWAP	4.46249 CAD
Volume (pcs)	6,012,673
Trading volume	26,831,495.65
Number of trades	3,190
Last size	500

Performance and Risk

	6m	1y	3y
Perf (%)	-1.11%	+4.44%	+84.71%
Perf (abs.)	-0.05	+0.19	+2.05
Beta	1.43	1.53	2.33
Volatility	38.80	39.95	52.85

5y



Information about previous performance does not guarantee future performance.
Source: FactSet

Price data

Ø price 5 days Ø volume 5 days (pcs.)	4.50 CAD (3,696,844)
Ø price 30 days Ø volume 30 days (pcs.)	4.67 CAD (4,673,533)
Ø price 100 days Ø volume 100 days (pcs.)	4.71 CAD (4,690,741)
Ø price 250 days Ø volume 250 days (pcs.)	4.95 CAD (4,698,885)
YTD High date	5.55 CAD (2024/04/05)
YTD Low date	3.96 CAD (2024/01/19)
52 Weeks High date	6.37 CAD (2023/10/20)
52 Weeks Low date	3.83 CAD (2023/06/23)

Arbitrage views

Exchange	Date	Time	Price	Trading volume (mio.)	Number of trades
Tradegate	2024/06/21	22:02	3.044 EUR	0.00	1
Toronto Stock Exchange	2024/06/21	22:00	4.47 CAD	26.83	3,190
Stuttgart	2024/06/21	21:53	3.02 EUR	0.00	12
NYSE	2024/06/21	22:00	3.25 USD	23.01	10,045
Munich	2024/06/21	08:04	3.097 EUR	0.00	2

	21						
Frankfurt	2024/06/21	08:02	3.097	EUR	0.00		2
Duesseldorf	2024/06/21	08:11	3.035	EUR	0.00		3
Berlin	2024/06/21	20:22	3.021	EUR	0.00		15

Company profile

Company Logo



Contact Details

BAYTEX ENERGY CORP.

--

Telefon: -

Fax: -

E-mail: -

Company Profile

-

Members of Management Board

Edward D. LaFehr	Chairman of Managing Board
Brian G. Ector	Member of Executive Committee
Chad L. Kalmakoff	Member of Executive Committee
Geoffrey J. Darcy	Member of Executive Committee
Greg A. Sawchenko	Member of Executive Committee
Kendall D. Arthur	Member of Executive Committee
Murray J. Desrosiers	Member of Executive Committee
Richard P. Ramsay	Member of Executive Committee
Rodney D. Gray	Member of Executive Committee
Ryan M. Johnson	Member of Executive Committee
Scott Lovett	Member of Executive Committee

Board of directors

Mark Bly	Chairman of Supervisory Board
Angela Lekatsas	Member of Supervisory Board
David Pearce	Member of Supervisory Board
Donald Hrap	Member of Supervisory Board
Jeffrey Wojahn	Member of Supervisory Board
Jennifer Maki	Member of Supervisory Board
Stephen Reynish	Member of Supervisory Board
Tiffany Cepak	Member of Supervisory Board
Trudy Curran	Member of Supervisory Board