

AMP LTD.

ISIN: AU000000AMP6

WKN: AMP

Overview

2024/07/18 08:08:11

Price
0.685 EURDifference  -1.44% (-0.01)

General attributes

ISIN	AU000000AMP6
Symbol	AMP
Exchange	Stuttgart
Currency	EUR
Sector	Financial
Security type	Stock
Market cap (m)	1,837 EUR
Benchmark	ASX ALL ORDINARIES INDEX

Market data

Bid (Bid size)	0.69 EUR (2,222)
Ask (Ask size)	0.73 EUR (2,222)
Open	0.685 EUR
High	0.685 EUR
Low	0.685 EUR
Close (prev. day)	0.695 EUR
VWAP	-
Volume (pcs)	0
Trading volume	0.00
Number of trades	1
Last size	0

Futures and Options

Related Futures	-
Related Options	880







5y



Information about previous performance does not guarantee future performance.
Source: FactSet

Recent research

on sector

Date	Headline	Download
2024/07/15	 Aktienempfehlungen Global	
2024/07/12	 Global Equity Ratings	
2024/07/09	 Aktienempfehlungen Österreich	
2024/06/28	 Equity Weekly	
2024/06/24	 Aktienempfehlungen Österreich	

Details

2024/07/18 08:08:11

Price

0.685 EUR

Difference 📉 -1.44% (-0.01)

General attributes

ISIN	AU000000AMP6
Symbol	AMP
Exchange	Stuttgart
Currency	EUR
Sector	Financial
Security type	Stock
Market cap (m)	1,837 EUR
Benchmark	ASX ALL ORDINARIES INDEX

Market data

Bid (Bid size)	0.69 EUR (2,222)
Ask (Ask size)	0.73 EUR (2,222)
Open	0.685 EUR
High	0.685 EUR
Low	0.685 EUR
Close (prev. day)	0.695 EUR
VWAP	-
Volume (pcs)	0
Trading volume	0.00
Number of trades	1
Last size	0

Performance and Risk

	6m	1y	3y
Perf (%)	+27.52%	+10.32%	+2.96%
Perf (abs.)	+0.15	+0.07	+0.02
Beta	0.87	0.98	1.12
Volatility	28.80	33.71	42.91

5y



Information about previous performance does not guarantee future performance.
Source: FactSet

Price data

Ø price 5 days Ø volume 5 days (pcs.)	0.683 EUR (0)
Ø price 30 days Ø volume 30 days (pcs.)	0.655 EUR (0)
Ø price 100 days Ø volume 100 days (pcs.)	0.660 EUR (75)
Ø price 250 days Ø volume 250 days (pcs.)	0.644 EUR (86)
YTD High date	0.720 EUR (2024/04/08)
YTD Low date	0.545 EUR (2024/01/17)
52 Weeks High date	0.770 EUR (2023/09/15)
52 Weeks Low date	0.498 EUR (2023/11/22)

All listings for AMP LTD.

Exchange 📍	Date	Time	Price	Trading volume (mio.)	Number of trades
Tradegate	2024/07/17	22:02	0.71 EUR	0.00	1
Stuttgart	2024/07/18	08:08	0.685 EUR	0.00	1
Munich	2024/07/18	08:11	0.685 EUR	0.00	2
Frankfurt	2024/07/18	08:00	0.685 EUR	0.00	1
FINRA other OTC	2024/	16:25	0.7240 USD	0.00	1

Issues	06/06				
Duesseldorf	2024/ 07/18	08:10	0.68 EUR	0.00	1
Berlin	2024/ 07/18	08:11	0.685 EUR	0.00	1
Australian Securities Exchange	2024/ 07/18	08:10	1.15 AUD	6.30	2,549

Company profile

Company Logo



Contact Details

AMP LTD.

--

Level 24, Alfred Street 33 2000 Sydney,
NSW

Telefon: +61 2 9257 5000

Fax: +61 2 9257 7178

E-mail: -

Company Profile

-

Members of Management Board

Alexis George Chairman of Managing Board

Blair Vernon Member of Executive Committee

David Cullen Member of Executive Committee

Helen Livesey Member of Executive Committee

James Georgeson Member of Executive Committee

Phil Pakes Member of Executive Committee

Scott Hartley Member of Executive Committee

Sean O'Malley Member of Executive Committee

Shawn Johnson Member of Executive Committee

Board of directors

Michael Hirst Chairman of Supervisory Board

Andrea Slattery Member of Supervisory Board

Andrew Best Member of Supervisory Board

Anna Leibel Member of Supervisory Board

Kathleen Bailey-Lord Member of Supervisory Board

Michael Sammells Member of Supervisory Board

Rahoul Chowdry Member of Supervisory Board