

## ROSENBAUER INTERNATIONAL AG

ISIN: **AT0000922554** WKN: **092255**

## Overview

2024/10/18 17:25:30

Price

34.70 EUR

Difference  1.46% (0.50)

## General attributes

ISIN	AT0000922554
Symbol	ROS
Exchange	Munich
Currency	EUR
Sector	Automotive
Security type	Stock
Market cap (m)	236 EUR
Benchmark	ATX AUSTRIAN TRADED INDEX

## Market data

Bid (Bid size)	-
Ask (Ask size)	-
Open	34.00 EUR
High	34.70 EUR
Low	34.00 EUR
Close (prev. day)	34.20 EUR
VWAP	37.40 EUR
Volume (pcs)	0
Trading volume	0.00
Number of trades	3
Last size	0

## Futures and Options








Related Futures	-
Related Options	-

5y



Information about previous performance does not guarantee future performance.  
Source: FactSet

## Recent research

on sector		on market	
Date		Headline	Download
2024/10/14		Aktienempfehlungen Österreich	
2024/09/27		Global Equity Ratings	
2024/09/27		Aktienempfehlungen Global	
2024/09/23		Aktienempfehlungen Österreich	
2024/09/11		Global Equity Ratings	

## Details

2024/10/18 17:25:30

## Price

34.70 EUR

Difference ▲ 1.46% (0.50)

## General attributes

ISIN	AT0000922554
Symbol	ROS
Exchange	Munich
Currency	EUR
Sector	Automotive
Security type	Stock
Market cap (m)	236 EUR
Benchmark	ATX AUSTRIAN TRADED INDEX

## Market data

Bid (Bid size)	-
Ask (Ask size)	-
Open	34.00 EUR
High	34.70 EUR
Low	34.00 EUR
Close (prev. day)	34.20 EUR
VWAP	37.40 EUR
Volume (pcs)	0
Trading volume	0.00
Number of trades	3
Last size	0

## Performance and Risk

	6m	1y	3y
Perf (%)	+19.66%	+25.72%	-24.40%
Perf (abs.)	+5.70	+7.10	-11.20
Beta	0.30	0.29	0.44
Volatility	34.25	31.64	32.85

5y



Information about previous performance does not guarantee future performance.  
Source: FactSet

## Price data

Ø price 5 days   Ø volume 5 days (pcs.)	34.44 EUR (0)
Ø price 30 days   Ø volume 30 days (pcs.)	35.36 EUR (3)
Ø price 100 days   Ø volume 100 days (pcs.)	35.97 EUR (11)
Ø price 250 days   Ø volume 250 days (pcs.)	32.03 EUR (5)
YTD High   date	42.70 EUR (2024/08/27)
YTD Low   date	27.00 EUR (2024/03/20)
52 Weeks High   date	42.70 EUR (2024/08/27)
52 Weeks Low   date	27.00 EUR (2023/10/19)

## All listings for ROSENBAUER INTERNATIONAL AG

Exchange <span>⊕</span>	Date	Time	Price	Trading volume (mio.)	Number of trades
Xetra	2024/10/18	17:35	35.00 EUR	0.00	2
Vienna Stock Exchange	2024/10/18	11:11	34.70 EUR	0.02	4
Tradegate	2024/10/18	22:26	35.00 EUR	0.00	3
Stuttgart	2024/10/18	16:25	34.70 EUR	0.00	11
Munich	2024/10/18	17:25	34.70 EUR	0.00	3

	18							
London Stock Exchange	2019/01/16	11:13	39.30	EUR	0.00			1
Hanover	2024/10/18	17:25	34.70	EUR	0.00			4
Hamburg	2024/10/18	17:25	34.70	EUR	0.00			4
Frankfurt	2024/10/18	15:29	34.60	EUR	0.00			4
Duesseldorf	2024/10/18	19:30	34.70	EUR	0.00			7
Berlin	2024/10/18	08:06	34.00	EUR	0.00			2

## Company profile

### Company Logo



### Contact Details

ROSENBAUER INTERNATIONAL AG

--

Paschinger Strasse 90 - 4060 Leonding

Telefon: +43-732-6794-0

Fax: +43-732-6794-89

E-mail: office@rosenbauer.com

### Company Profile

-

#### Members of Management Board

Sebastian Wolf	Chairman of Managing Board
Andreas Zeller	Member of Executive Committee
Markus Richter	Member of Executive Committee

#### Board of directors

Jörg Astalosch	Chairman of Supervisory Board
Christian Reisinger	Member of Supervisory Board
Rudolf Aichinger	Member of Supervisory Board
Bernhard Matzner	Member of Supervisory Board
Christian Altendorfer	Member of Supervisory Board
Martin Paul Zehnder	Member of Supervisory Board
Stefan Wagner	Member of Supervisory Board
Wolfgang Untersperger	Member of Supervisory Board