

YARA INTERNATIONAL ASA

ISIN: NO0010208051 WKN: -

Overview

2024/04/30 08:10:29

Price

26.92 EUR

Difference  1.13% (0.30)

General attributes

ISIN NO0010208051

Symbol YAR

Exchange Duesseldorf

Currency EUR

Sector Chemical / Pharmaceutical / Health

Security type Stock

Market cap (m) 6,884 EUR

Benchmark NORWAY OSLO BORS ALL SHARE(TRG)

Market data

Bid (Bid size) -

Ask (Ask size) -

Open 26.92 EUR

High 26.92 EUR

Low 26.92 EUR

Close (prev. day) 26.62 EUR

VWAP -

Volume (pcs) 0

Trading volume 0.00

Number of trades 3

Last size 0

Futures and Options

Related Futures 30

Related Options -

5y







Information about previous performance does not guarantee future performance.

Source: FactSet

Recent research

on sector

Date	Headline	Download
2024/04/29	 Aktienempfehlungen Österreich	
2024/04/26	 Global Equity Ratings	
2024/04/26	 Aktienempfehlungen Global	
2024/04/15	 Aktienempfehlungen Österreich	
2024/04/03	 Global Equity Ratings	

Details

2024/04/30 08:10:29

Price

26.92 EUR

Difference ▲ 1.13% (0.30)

General attributes

ISIN	NO0010208051
Symbol	YAR
Exchange	Duesseldorf
Currency	EUR
Sector	Chemical / Pharmaceutical / Health
Security type	Stock
Market cap (m)	6,884 EUR
Benchmark	NORWAY OSLO BORS ALL SHARE(TRG)

Market data

Bid (Bid size)	-
Ask (Ask size)	-
Open	26.92 EUR
High	26.92 EUR
Low	26.92 EUR
Close (prev. day)	26.62 EUR
VWAP	-
Volume (pcs)	0
Trading volume	0.00
Number of trades	3
Last size	0

Performance and Risk

	6m	1y	3y
Perf (%)	-12.77%	-26.71%	-38.43%
Perf (abs.)	-3.94	-9.81	-16.80
Beta	0.67	0.55	0.72
Volatility	25.91	27.76	31.11

5y



Information about previous performance does not guarantee future performance.
Source: FactSet

Price data

Ø price 5 days Ø volume 5 days (pcs.)	27.49 EUR (47)
Ø price 30 days Ø volume 30 days (pcs.)	28.79 EUR (8)
Ø price 100 days Ø volume 100 days (pcs.)	30.06 EUR (4)
Ø price 250 days Ø volume 250 days (pcs.)	32.31 EUR (15)
YTD High date	32.19 EUR (2024/01/04)
YTD Low date	26.62 EUR (2024/04/29)
52 Weeks High date	37.35 EUR (2023/05/05)
52 Weeks Low date	26.62 EUR (2024/04/29)

Arbitrage views

Exchange ⊕	Date	Time	Price	Trading volume (mio.)	Number of trades
Tradegate	2024/04/30	22:26	26.93 EUR	0.43	53
Stuttgart	2024/04/30	16:15	26.74 EUR	0.01	16
Munich	2024/04/30	08:03	26.90 EUR	0.00	2
London Stock Exchange European Trade Reporting	2024/04/30	16:20	316.60 NOK	0.32	4
Hanover	2024/	08:11	26.90 EUR	0.00	3

	04/30					
Frankfurt	2024/ 04/30	14:47	26.91 EUR	0.03		4
First North Stockholm	2024/ 04/30	15:30	318.00 NOK	0.00		1
FINRA other OTC Issues	2024/ 04/30	17:26	29.10 USD	0.00		1
Duesseldorf	2024/ 04/30	08:10	26.92 EUR	0.00		3
Berlin	2024/ 04/30	08:08	26.99 EUR	0.00		1

Company profile

Company Logo



Knowledge grows

Contact Details

YARA INTERNATIONAL ASA

--

Drammensveien 131 - 0277 Oslo

Telefon: +47-24-15-70-00

Fax: +

E-mail: -

Company Profile

-

Members of Management Board

Svein Tore Holsether Chairman of Managing Board

Chrystal Monthean Member of Executive Committee

Fernanda Lopes Larsen Member of Executive Committee

Johan Labby Member of Executive Committee

Jorge Noval Member of Executive Committee

Kristine Ryssdal Member of Executive Committee

Magnus Krogh Ankarstrand Member of Executive Committee

Monica Andres Enriquez Member of Executive Committee

Solveig Hellebust Member of Executive Committee

Thor Giaever Member of Executive Committee

Board of directors

Trond Berger Chairman of Supervisory Board

Jannicke Hilland Member of Supervisory Board

Tove Feld Member of Supervisory Board

Eva Safrine Aspvik Member of Supervisory Board

Geir Olav Sundbø Member of Supervisory Board

Harald Thorstein Member of Supervisory Board

John Thuestad Member of Supervisory Board

Ragnhild Høimyr Member of Supervisory Board

Rune Asle Bratteberg Member of Supervisory Board

Therese Log Bergjord Member of Supervisory Board

Tina Lawton Member of Supervisory Board