

## FISHER &amp; PAYKEL HEALTHCARE CORP NPV

ISIN: NZFAPE0001S2 WKN: -

## Overview

2024/09/13 16:45:02

Price

21.40 EUR

Difference  -0.93% (-0.20)

## General attributes

ISIN	NZFAPE0001S2
Symbol	FPH
Exchange	Berlin
Currency	EUR
Sector	Technology
Security type	Stock
Market cap (m)	12,597 EUR
Benchmark	MSCI WORLD INDEX (STRD, UHD)

## Market data

Bid (Bid size)	20.40 EUR (1,950)
Ask (Ask size)	22.40 EUR (1,800)
Open	21.40 EUR
High	21.40 EUR
Low	21.40 EUR
Close (prev. day)	21.60 EUR
VWAP	-
Volume (pcs)	0
Trading volume	0.00
Number of trades	6
Last size	0

## Futures and Options




Related Futures	-
Related Options	1,020



5y

Information about previous performance does not guarantee future performance.  
Source: FactSet

## Recent research

on sector			
Date		Headline	Download
2024/09/11		Global Equity Ratings	
2024/09/11		Aktienempfehlungen Global	
2024/09/09		Aktienempfehlungen Österreich	
2024/09/06		Equity Weekly	
2024/09/05		Global Equity Ratings	

## Details

2024/09/13 16:45:02

### Price

21.40 EUR

 Difference ▼ -0.93% (-0.20)

### General attributes

ISIN	NZFAPE0001S2
Symbol	FPH
Exchange	Berlin
Currency	EUR
Sector	Technology
Security type	Stock
Market cap (m)	12,597 EUR
Benchmark	MSCI WORLD INDEX (STRD, UHD)

### Market data

Bid (Bid size)	20.40 EUR (1,950)
Ask (Ask size)	22.40 EUR (1,800)
Open	21.40 EUR
High	21.40 EUR
Low	21.40 EUR
Close (prev. day)	21.60 EUR
VWAP	-
Volume (pcs)	0
Trading volume	0.00
Number of trades	6
Last size	0

### Performance and Risk

	6m	1y	3y
Perf (%)	+55.07%	+81.36%	+8.08%
Perf (abs.)	+7.60	+9.60	+1.60
Beta	-	-	-
Volatility	31.17	30.94	32.10

5y



Information about previous performance does not guarantee future performance.  
Source: FactSet

### Price data

Ø price 5 days   Ø volume 5 days (pcs.)	20.96 EUR (0)
Ø price 30 days   Ø volume 30 days (pcs.)	19.25 EUR (0)
Ø price 100 days   Ø volume 100 days (pcs.)	17.56 EUR (0)
Ø price 250 days   Ø volume 250 days (pcs.)	14.95 EUR (0)
YTD High   date	21.60 EUR (2024/09/12)
YTD Low   date	12.90 EUR (2024/01/22)
52 Weeks High   date	21.60 EUR (2024/09/12)
52 Weeks Low   date	11.10 EUR (2023/10/27)

### Arbitrage views

Exchange <input type="checkbox"/>	Date	Time	Price	Trading volume (mio.)	Number of trades
Stuttgart	2024/09/13	10:34	20.80 EUR	0.01	4
Munich	2024/09/13	08:12	21.00 EUR	0.00	1
Frankfurt	2024/09/13	08:20	20.80 EUR	0.00	2
FINRA other OTC Issues	2024/09/10	21:38	23.3055 USD	0.02	5
Berlin	2024/	16:45	21.40 EUR	0.00	6

	09/13				
Australian Securities Exchange	2024/09/13	08:10	35.37 AUD	9.88	8,492

## Company profile

### Company Logo

#### Contact Details

FISHER & PAYKEL

--

----

Telefon: -

Fax: -

E-mail: -

### Company Profile

-