

## FISHER &amp; PAYKEL HEALTHCARE CORP NPV

ISIN: NZFAPE0001S2 WKN: FPH

## Overview

2024/07/11 21:55:13

Price  
17.58 USDDifference  -3.67% (-0.67)

## General attributes

ISIN	NZFAPE0001S2
Symbol	FPH
Exchange	FINRA other OTC Issues
Currency	USD
Sector	Technology
Security type	Stock
Market cap (m)	10,200 EUR
Benchmark	MSCI WORLD INDEX (STRD, UHD)

## Market data

Bid (Bid size)	-
Ask (Ask size)	-
Open	17.23 USD
High	17.58 USD
Low	17.23 USD
Close (prev. day)	18.25 USD
VWAP	17.353239 USD
Volume (pcs)	284
Trading volume	4,928.32
Number of trades	2
Last size	100

## Futures and Options






Related Futures	-
Related Options	748

5y



Information about previous performance does not guarantee future performance.  
Source: FactSet

## Recent research

on sector			
Date		Headline	Download
2024/07/15		Aktienempfehlungen Global	
2024/07/12		Global Equity Ratings	
2024/07/09		Aktienempfehlungen Österreich	
2024/07/05		Equity Weekly	
2024/06/24		Aktienempfehlungen Österreich	

## Details

2024/07/11 21:55:13

## Price

17.58 USD

Difference ▼ -3.67% (-0.67)

## General attributes

ISIN	NZFAPE0001S2
Symbol	FPH
Exchange	FINRA other OTC Issues
Currency	USD
Sector	Technology
Security type	Stock
Market cap (m)	10,200 EUR
Benchmark	MSCI WORLD INDEX (STRD, UHD)

## Market data

Bid (Bid size)	-
Ask (Ask size)	-
Open	17.23 USD
High	17.58 USD
Low	17.23 USD
Close (prev. day)	18.25 USD
VWAP	17.353239 USD
Volume (pcs)	284
Trading volume	4,928.32
Number of trades	2
Last size	100

## Performance and Risk

	6m	1y	3y
Perf (%)	-	-	-17.66%
Perf (abs.)	-	-	-3.77
Beta	0.03	0.34	0.29
Volatility	13.09	15.33	24.83

5y



Information about previous performance does not guarantee future performance.  
Source: FactSet

## Price data

Ø price 5 days   Ø volume 5 days (pcs.)	17.58 USD (64)
Ø price 30 days   Ø volume 30 days (pcs.)	18.05 USD (311)
Ø price 100 days   Ø volume 100 days (pcs.)	16.66 USD (373)
Ø price 250 days   Ø volume 250 days (pcs.)	14.75 USD (677)
YTD High   date	18.51 USD (2024/06/12)
YTD Low   date	14.00 USD (2024/01/25)
52 Weeks High   date	18.51 USD (2024/06/12)
52 Weeks Low   date	12.00 USD (2023/10/27)

## All listings for FISHER &amp; PAYKEL HEALTHCARE CORP NPV

Exchange	Date	Time	Price	Trading volume (mio.)	Number of trades
Stuttgart	2024/07/16	10:32	16.90 EUR	0.00	2
Munich	2024/07/16	08:29	17.20 EUR	0.00	1
Frankfurt	2024/07/16	08:10	17.00 EUR	0.00	1
FINRA other OTC Issues	2024/07/11	21:55	17.58 USD	0.00	2
Berlin	2024/07/12	12:45	17.40 EUR	0.00	3

	16						
Australian Securities Exchange	2024/07/16	08:10	28.07	AUD	4.48		3,649

## Company profile

### Company Logo

#### Contact Details

FISHER & PAYKEL

--

----

Telefon: -

Fax: -

E-mail: -

### Company Profile

-