

FISHER & PAYKEL HEALTHCARE CORP NPV

ISIN: NZFAPE0001S2 WKN: FPH

Overview

2024/06/12 20:26:07

Price

18.06 USD

Difference  0.61% (0.11)

General attributes

ISIN	NZFAPE0001S2
Symbol	FPH
Exchange	FINRA other OTC Issues
Currency	USD
Sector	Technology
Security type	Stock
Market cap (m)	10,185 EUR
Benchmark	MSCI WORLD INDEX (STRD, UHD)

Market data

Bid (Bid size)	-
Ask (Ask size)	-
Open	18.51 USD
High	18.51 USD
Low	18.06 USD
Close (prev. day)	17.95 USD
VWAP	18.100878 USD
Volume (pcs)	5,788
Trading volume	104,767.88
Number of trades	6
Last size	2,540

Futures and Options

Related Futures	-
Related Options	691











5y



Information about previous performance does not guarantee future performance.

Source: FactSet

Recent research

on sector			
Date		Headline	Download
2024/06/21		Equity Weekly	
2024/06/21		Global Equity Ratings	
2024/06/21		Aktienempfehlungen Global	
2024/06/14		Global Equity Ratings	
2024/06/14		Aktienempfehlungen Global	

Details

2024/06/12 20:26:07

Price

18.06 USD

Difference ▲ 0.61% (0.11)

General attributes

ISIN	NZFAPE0001S2
Symbol	FPH
Exchange	FINRA other OTC Issues
Currency	USD
Sector	Technology
Security type	Stock
Market cap (m)	10,185 EUR
Benchmark	MSCI WORLD INDEX (STRD, UHD)

Market data

Bid (Bid size)	-
Ask (Ask size)	-
Open	18.51 USD
High	18.51 USD
Low	18.06 USD
Close (prev. day)	17.95 USD
VWAP	18.100878 USD
Volume (pcs)	5,788
Trading volume	104,767.88
Number of trades	6
Last size	2,540

Performance and Risk

	6m	1y	3y
Perf (%)	-	-	-
Perf (abs.)	-	-	-
Beta	0.01	0.36	0.29
Volatility	12.76	15.71	24.63

5y



Information about previous performance does not guarantee future performance.

Source: FactSet

Price data

Ø price 5 days Ø volume 5 days (pcs.)	- USD (7)
Ø price 30 days Ø volume 30 days (pcs.)	17.63 USD (297)
Ø price 100 days Ø volume 100 days (pcs.)	15.72 USD (474)
Ø price 250 days Ø volume 250 days (pcs.)	14.53 USD (677)
YTD High date	18.51 USD (2024/06/12)
YTD Low date	14.00 USD (2024/01/25)
52 Weeks High date	18.51 USD (2024/06/12)
52 Weeks Low date	12.00 USD (2023/10/27)

All listings for FISHER & PAYKEL HEALTHCARE CORP NPV

Exchange 📍	Date	Time	Price	Trading volume (mio.)	Number of trades
Stuttgart	2024/06/21	10:55	17.00 EUR	0.00	4
Munich	2024/06/21	08:09	17.50 EUR	0.00	1
Frankfurt	2024/06/21	08:04	16.90 EUR	0.00	2
FINRA other OTC Issues	2024/06/12	20:26	18.06 USD	0.10	6
Berlin	2024/06/12	16:45	17.30 EUR	0.00	6

	21					
Australian Securities Exchange	2024/06/21	08:10	28.09	AUD 14.11		4,097

Company profile

Company Logo

Contact Details

FISHER & PAYKEL

--

Telefon: -

Fax: -

E-mail: -

Company Profile

-