

## GENFIT S.A.

ISIN: **FR0004163111**

WKN: -

## Overview

2024/04/15 18:25:07

Price  
2.95 USDDifference  -1.01% (-0.03)

## General attributes

ISIN	FR0004163111
Symbol	GNFT
Exchange	FINRA other OTC Issues
Currency	USD
Sector	Chemical / Pharmaceutical / Health
Security type	Stock
Market cap (m)	160 EUR
Benchmark	CAC 40 INDEX

## Market data

Bid (Bid size)	-
Ask (Ask size)	-
Open	2.95 USD
High	2.95 USD
Low	2.95 USD
Close (prev. day)	2.98 USD
VWAP	2.95 USD
Volume (pcs)	150
Trading volume	442.50
Number of trades	1
Last size	150

## Futures and Options








Related Futures	-
Related Options	-

5y



Information about previous performance does not guarantee future performance.  
Source: FactSet

## Recent research

on sector		on market	
Date		Headline	Download
2024/04/26		Global Equity Ratings	
2024/04/26		Aktienempfehlungen Global	
2024/04/15		Aktienempfehlungen Österreich	
2024/04/03		Global Equity Ratings	
2024/04/03		Aktienempfehlungen Global	

## Details

2024/04/15 18:25:07

## Price

2.95 USD

Difference ▼ -1.01% (-0.03)

## General attributes

ISIN FR0004163111

Symbol GNFT

Exchange FINRA other OTC Issues

Currency USD

Sector Chemical / Pharmaceutical / Health

Security type Stock

Market cap (m) 160 EUR

Benchmark CAC 40 INDEX

## Market data

Bid (Bid size) -

Ask (Ask size) -

Open 2.95 USD

High 2.95 USD

Low 2.95 USD

Close (prev. day) 2.98 USD

VWAP 2.95 USD

Volume (pcs) 150

Trading volume 442.50

Number of trades 1

Last size 150

## Performance and Risk

	6m	1y	3y
Perf (%)	-	-	-34.73%
Perf (abs.)	-	-	-1.57
Beta	0.93	0.87	0.56
Volatility	-	23.45	95.95

5y



Information about previous performance does not guarantee future performance.

Source: FactSet

## Price data

Ø price 5 days   Ø volume 5 days (pcs.)	- USD (-)
Ø price 30 days   Ø volume 30 days (pcs.)	2.97 USD (32)
Ø price 100 days   Ø volume 100 days (pcs.)	3.10 USD (38)
Ø price 250 days   Ø volume 250 days (pcs.)	3.53 USD (38)
YTD High   date	2.98 USD (2024/03/05)
YTD Low   date	2.95 USD (2024/04/15)
52 Weeks High   date	4.39 USD (2023/05/09)
52 Weeks Low   date	2.95 USD (2024/04/15)

## Arbitrage views

Exchange <span>📍</span>	Date	Time	Price	Trading volume (mio.)	Number of trades
Tradegate	2024/04/26	22:02	3.215 EUR	0.00	1
Stuttgart	2024/04/26	15:46	3.165 EUR	0.00	14
Munich	2024/04/26	08:00	3.17 EUR	0.00	2
London Stock Exchange European Trade Reporting	2024/04/26	17:30	3.1675 EUR	0.00	2
Frankfurt	2024/	08:03	3.085 EUR	0.00	2

	04/26				
FINRA other OTC Issues	2024/ 04/15	18:25	2.95 USD	0.00	1
Euronext Paris	2024/ 04/26	17:35	3.21 EUR	0.08	155
Duesseldorf	2024/ 04/26	08:10	3.08 EUR	0.00	3
Berlin	2024/ 04/26	08:12	3.085 EUR	0.00	2

## Company profile

### Company Logo



### Company Profile

-

### Contact Details

GENFIT S.A.

--

----

Telefon: -

Fax: -

E-mail: -