

AKZO NOBEL N.V.

ISIN: NL0013267909 WKN: 956907

Overview

2024/04/10 19:41:25

Price
71.615 USDDifference  -0.84% (-0.61)

General attributes

ISIN	NL0013267909
Symbol	AKZA
Exchange	FINRA other OTC Issues
Currency	USD
Sector	Chemical / Pharmaceutical / Health
Security type	Stock
Market cap (m)	10,709 EUR
Benchmark	AMSTERDAM EXCHANGES INDEX

Market data

Bid (Bid size)	-
Ask (Ask size)	-
Open	71.615 USD
High	71.615 USD
Low	71.615 USD
Close (prev. day)	72.22 USD
VWAP	71.615 USD
Volume (pcs)	1,132
Trading volume	81,068.18
Number of trades	2
Last size	566

Futures and Options








Related Futures	38
Related Options	-

5y



Information about previous performance does not guarantee future performance.
Source: FactSet

Recent research

on sector		on market	
Date		Headline	Download
2024/04/26		Global Equity Ratings	
2024/04/26		Aktienempfehlungen Global	
2024/04/15		Aktienempfehlungen Österreich	
2024/04/03		Global Equity Ratings	
2024/04/03		Aktienempfehlungen Global	

Details

2024/04/10 19:41:25

Price

71.615 USD

Difference 📉 -0.84% (-0.61)

General attributes

ISIN	NL0013267909
Symbol	AKZA
Exchange	FINRA other OTC Issues
Currency	USD
Sector	Chemical / Pharmaceutical / Health
Security type	Stock
Market cap (m)	10,709 EUR
Benchmark	AMSTERDAM EXCHANGES INDEX

Market data

Bid (Bid size)	-
Ask (Ask size)	-
Open	71.615 USD
High	71.615 USD
Low	71.615 USD
Close (prev. day)	72.22 USD
VWAP	71.615 USD
Volume (pcs)	1,132
Trading volume	81,068.18
Number of trades	2
Last size	566

Performance and Risk

	6m	1y	3y
Perf (%)	-	-	-
Perf (abs.)	-	-	-
Beta	0.61	0.81	0.91
Volatility	11.96	8.97	16.35

5y



Information about previous performance does not guarantee future performance.
Source: FactSet

Price data

Ø price 5 days Ø volume 5 days (pcs.)	- USD (4,407)
Ø price 30 days Ø volume 30 days (pcs.)	73.038 USD (3,036)
Ø price 100 days Ø volume 100 days (pcs.)	76.005 USD (970)
Ø price 250 days Ø volume 250 days (pcs.)	75.532 USD (1,587)
YTD High date	77.730 USD (2024/01/04)
YTD Low date	71.615 USD (2024/04/10)
52 Weeks High date	85.356 USD (2023/08/04)
52 Weeks Low date	63.040 USD (2023/10/27)

Arbitrage views

Exchange 📍	Date	Time	Price	Trading volume (mio.)	Number of trades
Vienna Stock Exchange	2024/04/26	09:05	62.10 EUR	0.00	3
Tradegate	2024/04/26	22:26	62.84 EUR	0.07	11
Stuttgart	2024/04/26	16:15	62.88 EUR	0.00	6
Munich	2024/04/26	09:18	61.90 EUR	0.00	1
London Stock Exchange	2024/	17:30	62.16 EUR	0.00	1

European Trade Reporting	04/26					
Hanover	2024/ 04/26	08:05	62.24 EUR	0.00		1
Hamburg	2024/ 04/26	08:00	62.16 EUR	0.00		1
Frankfurt	2024/ 04/26	17:15	62.78 EUR	0.02		5
FINRA other OTC Issues	2024/ 04/10	19:41	71.615 USD	0.08		2
Euronext Milan MTF Trading After Hours	-	-	-	0.00		-
Euronext Amsterdam	2024/ 04/26	17:35	62.76 EUR	30.47		3,337
Duesseldorf	2024/ 04/26	19:30	62.28 EUR	0.00		3
Berlin	2024/ 04/26	08:08	62.28 EUR	0.00		1

Company profile

Company Logo

AkzoNobel

Contact Details

AKZO NOBEL NV

--

Christian Neefstraat 2 - 1070 AS
Amsterdam

Telefon: +31-20-502-75-55

Fax: +

E-mail: info@akzonobel.com

Company Profile

-

Members of Management Board

Grégoire Poux-Guillaume	Chairman of Managing Board
Armand Sohet	Member of Executive Committee
Charlotte van Meer	Member of Executive Committee
Daniel Campos	Member of Executive Committee
Jan-Piet van Kesteren	Member of Executive Committee
Karen-Marie Katholm	Member of Executive Committee
Maarten De Vries	Member of Executive Committee
Patrick Bourguignon	Member of Executive Committee
Simon Parker	Member of Executive Committee

Board of directors

Beschier Jacob Noteboom	Chairman of Supervisory Board
Byron Grote	Member of Supervisory Board
Pamela Kirby	Member of Supervisory Board
Dick M. Sluimers	Member of Supervisory Board
Ester Baiget	Member of Supervisory Board
Hans van Bylen	Member of Supervisory Board
Karen-Marie Katholm	Member of Supervisory Board
Patrick Thomas	Member of Supervisory Board