

GOLDEN OCEAN GROUP LTD.

ISIN: **BMG396372051** WKN: **G39637205**

Overview

2024/08/09 21:17:44

Price

11.67 USD

Difference  -0.60% (-0.07)

General attributes

ISIN	BMG396372051
Symbol	GOGL
Exchange	Nasdaq
Currency	USD
Sector	Transport
Security type	Stock
Market cap (m)	2,152 EUR
Benchmark	MSCI WORLD INDEX (STRD, UHD)

Market data

Bid (Bid size)	11.67 USD (2,100)
Ask (Ask size)	11.68 USD (1,700)
Open	11.67 USD
High	11.715 USD
Low	11.59 USD
Close (prev. day)	11.74 USD
VWAP	11.653586 USD
Volume (pcs)	303,360
Trading volume	3,535,406.34
Number of trades	4,691
Last size	100

Futures and Options




Related Futures	-
Related Options	-

5y



Information about previous performance does not guarantee future performance.
Source: FactSet

Recent research

on sector		
Date	Headline	Download
2024/08/09	 Equity Weekly	
2024/07/29	 Aktienempfehlungen Österreich	
2024/07/24	 Global Equity Ratings	
2024/07/24	 Aktienempfehlungen Global	
2024/07/15	 Aktienempfehlungen Global	

Details

2024/08/09 21:17:44

Price

11.67 USD

 Difference ▼ -0.60% (-0.07)

General attributes

ISIN	BMG396372051
Symbol	GOGL
Exchange	Nasdaq
Currency	USD
Sector	Transport
Security type	Stock
Market cap (m)	2,152 EUR
Benchmark	MSCI WORLD INDEX (STRD, UHD)

Market data

Bid (Bid size)	11.67 USD (2,100)
Ask (Ask size)	11.68 USD (1,700)
Open	11.67 USD
High	11.715 USD
Low	11.59 USD
Close (prev. day)	11.74 USD
VWAP	11.653586 USD
Volume (pcs)	303,360
Trading volume	3,535,406.34
Number of trades	4,691
Last size	100

Performance and Risk

	6m	1y	3y
Perf (%)	+6.34%	+55.91%	+21.16%
Perf (abs.)	+0.70	+4.21	+2.05
Beta	1.35	1.08	1.14
Volatility	36.77	36.94	50.14

5y



Information about previous performance does not guarantee future performance.
Source: FactSet

Price data

Ø price 5 days Ø volume 5 days (pcs.)	11.52 USD (1,837,382)
Ø price 30 days Ø volume 30 days (pcs.)	12.91 USD (1,328,693)
Ø price 100 days Ø volume 100 days (pcs.)	13.45 USD (1,550,151)
Ø price 250 days Ø volume 250 days (pcs.)	10.87 USD (1,596,787)
YTD High date	15.77 USD (2024/05/21)
YTD Low date	9.50 USD (2024/01/09)
52 Weeks High date	15.77 USD (2024/05/21)
52 Weeks Low date	6.89 USD (2023/08/28)

All listings for GOLDEN OCEAN GROUP LTD.

Exchange	Date	Time	Price	Trading volume (mio.)	Number of trades
Tradegate	2024/08/09	21:03	10.725 EUR	0.02	8
Stuttgart	2024/08/09	17:08	10.615 EUR	0.00	11
Nasdaq	2024/08/09	21:17	11.67 USD	3.54	4,691
Munich	2024/08/09	08:00	10.695 EUR	0.00	1
London Stock Exchange	2024/	16:20	73.45 NOK	0.00	1

European Trade Reporting	08/09					
Frankfurt	2024/ 08/09	15:29	10.15 EUR	0.00	3	
First North Stockholm	2024/ 08/09	18:00	125.50 NOK	0.08	3	
Duesseldorf	2024/ 08/09	19:31	10.605 EUR	0.00	5	
Berlin	2024/ 08/09	20:30	10.68 EUR	0.00	17	

Company profile

Company Logo

Contact Details

GOLDEN OCEAN GROUP

--

Par-la-Ville Road 14 HM 08 Hamilton

Telefon: + 1 441 295 69 35

Fax: + 1 441 295 34 94

E-mail: -

Company Profile

-