

## YASKAWA ELECTRIC CORP

ISIN: JP3932000007 WKN: 6506

## Overview

2024/06/10 18:18:37

Price  
37.21 USDDifference  -9.11% (-3.73)

## General attributes

ISIN	JP3932000007
Symbol	6506
Exchange	FINRA other OTC Issues
Currency	USD
Sector	Technology
Security type	Stock
Market cap (m)	8,198 EUR
Benchmark	NIKKEI 225

## Market data

Bid (Bid size)	-
Ask (Ask size)	-
Open	38.00 USD
High	38.77 USD
Low	37.21 USD
Close (prev. day)	40.94 USD
VWAP	37.993333 USD
Volume (pcs)	600
Trading volume	22,796.00
Number of trades	6
Last size	100

## Futures and Options











Related Futures	-
Related Options	-

5y



Information about previous performance does not guarantee future performance.  
Source: FactSet

## Recent research

on sector		on market	
Date		Headline	Download
2024/07/26		Equity Weekly	
2024/07/24		Global Equity Ratings	
2024/07/24		Aktienempfehlungen Global	
2024/07/15		Aktienempfehlungen Global	
2024/07/12		Global Equity Ratings	

## Details

2024/06/10 18:18:37

## Price

37.21 USD

Difference ▼ -9.11% (-3.73)

## General attributes

ISIN	JP3932000007
Symbol	6506
Exchange	FINRA other OTC Issues
Currency	USD
Sector	Technology
Security type	Stock
Market cap (m)	8,198 EUR
Benchmark	NIKKEI 225

## Market data

Bid (Bid size)	-
Ask (Ask size)	-
Open	38.00 USD
High	38.77 USD
Low	37.21 USD
Close (prev. day)	40.94 USD
VWAP	37.993333 USD
Volume (pcs)	600
Trading volume	22,796.00
Number of trades	6
Last size	100

## Performance and Risk

	6m	1y	3y
Perf (%)	-	-	-
Perf (abs.)	-	-	-
Beta	1.02	1.18	1.22
Volatility	-	31.93	33.76

5y



Information about previous performance does not guarantee future performance.  
Source: FactSet

## Price data

Ø price 5 days   Ø volume 5 days (pcs.)	- USD (-)
Ø price 30 days   Ø volume 30 days (pcs.)	37.21 USD (93)
Ø price 100 days   Ø volume 100 days (pcs.)	37.21 USD (56)
Ø price 250 days   Ø volume 250 days (pcs.)	39.84 USD (260)
YTD High   date	40.94 USD (2024/01/12)
YTD Low   date	37.21 USD (2024/06/10)
52 Weeks High   date	44.78 USD (2023/07/24)
52 Weeks Low   date	35.10 USD (2023/10/19)

## All listings for YASKAWA ELECTRIC CORP

Exchange	Date	Time	Price	Trading volume (mio.)	Number of trades
Tradegate	2024/07/26	22:26	31.03 EUR	0.03	5
Tokyo Stock Exchange	2024/07/26	08:00	5,126.00 JPY	69.89	3,993
Stuttgart	2024/07/26	08:15	30.51 EUR	0.00	3
Munich	2024/07/26	08:04	30.45 EUR	0.00	2
Hanover	2024/07/26	08:01	30.42 EUR	0.00	3

	26					
Fukuoka Stock Exchange	2024/07/24	02:00	5,250.00 JPY	0.01		1
Frankfurt	2024/07/26	15:29	30.04 EUR	0.00		5
FINRA other OTC Issues	2024/06/10	18:18	37.21 USD	0.02		6
Duesseldorf	2024/07/26	19:31	30.56 EUR	0.00		7
Berlin	2024/07/26	21:05	30.90 EUR	0.00		7

## Company profile

### Company Logo

The logo for YASKAWA, consisting of the word "YASKAWA" in a bold, blue, sans-serif font.

### Company Profile

-

### Contact Details

YASKAWA ELECTRIC

--

----

Telefon: -

Fax: -

E-mail: -