

## YAMAHA CORP.

ISIN: JP3942600002 WKN: 7951

## Overview

2024/06/24 21:26:25

Price  
23.525 USDDifference  3.77% (0.86)

## General attributes

ISIN	JP3942600002
Symbol	7951
Exchange	FINRA other OTC Issues
Currency	USD
Sector	Technology
Security type	Stock
Market cap (m)	3,773 EUR
Benchmark	NIKKEI 225

## Market data

Bid (Bid size)	-
Ask (Ask size)	-
Open	23.525 USD
High	23.525 USD
Low	23.525 USD
Close (prev. day)	22.67 USD
VWAP	23.525 USD
Volume (pcs)	200
Trading volume	4,705.00
Number of trades	2
Last size	100

## Futures and Options











Related Futures	-
Related Options	-

5y



Information about previous performance does not guarantee future performance.  
Source: FactSet

## Recent research

on sector		on market	
Date		Headline	Download
2024/07/26		Equity Weekly	
2024/07/24		Global Equity Ratings	
2024/07/24		Aktienempfehlungen Global	
2024/07/15		Aktienempfehlungen Global	
2024/07/12		Global Equity Ratings	

## Details

2024/06/24 21:26:25

**Price**  
23.525 USD

**Difference** ▲ 3.77% (0.86)

## General attributes

ISIN	JP3942600002
Symbol	7951
Exchange	FINRA other OTC Issues
Currency	USD
Sector	Technology
Security type	Stock
Market cap (m)	3,773 EUR
Benchmark	NIKKEI 225

## Market data

Bid (Bid size)	-
Ask (Ask size)	-
Open	23.525 USD
High	23.525 USD
Low	23.525 USD
Close (prev. day)	22.67 USD
VWAP	23.525 USD
Volume (pcs)	200
Trading volume	4,705.00
Number of trades	2
Last size	100

## Performance and Risk

	6m	1y	3y
Perf (%)	-	-	-
Perf (abs.)	-	-	-
Beta	0.47	0.68	0.96
Volatility	15.22	10.59	10.46

5y



Information about previous performance does not guarantee future performance.  
Source: FactSet

## Price data

Ø price 5 days   Ø volume 5 days (pcs.)	- USD (1)
Ø price 30 days   Ø volume 30 days (pcs.)	23.098 USD (20)
Ø price 100 days   Ø volume 100 days (pcs.)	21.696 USD (503)
Ø price 250 days   Ø volume 250 days (pcs.)	23.297 USD (548)
YTD High   date	23.525 USD (2024/06/24)
YTD Low   date	20.350 USD (2024/02/22)
52 Weeks High   date	36.750 USD (2023/08/02)
52 Weeks Low   date	20.350 USD (2024/02/22)

## All listings for YAMAHA CORP.

Exchange	Date	Time	Price	Trading volume (mio.)	Number of trades
Tradegate	2024/07/26	22:26	21.20 EUR	0.01	1
Tokyo Stock Exchange	2024/07/26	08:00	3,481.00 JPY	24.69	1,922
Stuttgart	2024/07/26	08:15	20.80 EUR	0.00	3
Munich	2024/07/26	08:04	20.98 EUR	0.00	1
Hanover	2024/07/26	08:01	20.76 EUR	0.00	3

	26					
Frankfurt	2024/07/ 26	08:02	20.78 EUR	0.00		2
FINRA other OTC Issues	2024/06/ 24	21:26	23.525 USD	0.00		2
Duesseldorf	2024/07/ 26	19:31	20.96 EUR	0.00		7
Berlin	2024/07/ 26	08:04	20.78 EUR	0.00		3

## Company profile

### Company Logo



### Company Profile

-

### Contact Details

YAMAHA CORP.

--

10-1, Nakazawa-cho Hamamatsu - 430-8650  
Shizuoka

Telefon: +81-53-460-2800

Fax: +81-53-460-2802

E-mail: -