

## WOODSIDE ENERGY GROUP LTD.

ISIN: **AU0000224040** WKN: **WPL**

## Overview

2024/10/18 17:50:58

Price  
17.00 USDDifference  1.37% (0.23)

## General attributes

ISIN	AU0000224040
Symbol	WDS
Exchange	FINRA other OTC Issues
Currency	USD
Sector	Energy / Commodities
Security type	Stock
Market cap (m)	28,923 EUR
Benchmark	ASX ALL ORDINARIES INDEX

## Market data

Bid (Bid size)	-
Ask (Ask size)	-
Open	16.25 USD
High	17.00 USD
Low	16.25 USD
Close (prev. day)	16.77 USD
VWAP	16.349012 USD
Volume (pcs)	4,298
Trading volume	71,075.21
Number of trades	4
Last size	167

## Futures and Options

Related Futures	-
Related Options	1,268




5y



Information about previous performance does not guarantee future performance.  
Source: FactSet

## Recent research

on sector

Date		Headline	Download
2024/10/18		Equity Weekly	
2024/10/14		Aktienempfehlungen Österreich	
2024/10/11		Equity Weekly	
2024/10/04		Equity Weekly	
2024/09/27		Global Equity Ratings	

## Details

2024/10/18 17:50:58

## Price

17.00 USD

Difference ▲ 1.37% (0.23)

## General attributes

ISIN	AU0000224040
Symbol	WDS
Exchange	FINRA other OTC Issues
Currency	USD
Sector	Energy / Commodities
Security type	Stock
Market cap (m)	28,923 EUR
Benchmark	ASX ALL ORDINARIES INDEX

## Market data

Bid (Bid size)	-
Ask (Ask size)	-
Open	16.25 USD
High	17.00 USD
Low	16.25 USD
Close (prev. day)	16.77 USD
VWAP	16.349012 USD
Volume (pcs)	4,298
Trading volume	71,075.21
Number of trades	4
Last size	167

## Performance and Risk

	6m	1y	3y
Perf (%)	-9.57%	-26.30%	-
Perf (abs.)	-1.80	-6.07	-
Beta	0.70	0.69	0.89
Volatility	76.96	61.06	48.49

5y



Information about previous performance does not guarantee future performance.

Source: FactSet

## Price data

Ø price 5 days   Ø volume 5 days (pcs.)	16.47 USD (60,184)
Ø price 30 days   Ø volume 30 days (pcs.)	16.70 USD (21,091)
Ø price 100 days   Ø volume 100 days (pcs.)	17.61 USD (46,020)
Ø price 250 days   Ø volume 250 days (pcs.)	19.32 USD (36,099)
YTD High   date	22.08 USD (2024/02/07)
YTD Low   date	15.18 USD (2024/09/16)
52 Weeks High   date	23.89 USD (2023/12/28)
52 Weeks Low   date	15.18 USD (2024/09/16)

## All listings for WOODSIDE ENERGY GROUP LTD.

Exchange <span>⊕</span>	Date	Time	Price	Trading volume (mio.)	Number of trades
Tradegate	2024/10/18	22:26	14.992 EUR	0.24	141
Stuttgart	2024/10/18	16:37	15.002 EUR	0.00	6
Munich	2024/10/18	08:05	15.194 EUR	0.00	1
London Stock Exchange	2024/10/18	17:35	1,246.00 GBp	262.34	909
Frankfurt	2024/	20:10	15.012 EUR	0.03	5

	10/18					
FINRA other OTC Issues	2024/10/18	17:50	17.00 USD	0.07		4
Duesseldorf	2024/10/18	19:30	14.956 EUR	0.00		7
Berlin	2024/10/18	08:08	15.202 EUR	0.00		1
Australian Securities Exchange	2024/10/18	07:10	24.63 AUD	153.56		16,842

## Company profile

### Company Logo



### Contact Details

WOODSIDE ENERGY GROUP

--

Mount Street 11 6000 Perth

Telefon: +61 8 9348 4000

Fax: -

E-mail: [companyinfo@woodside.com.au](mailto:companyinfo@woodside.com.au)

### Company Profile

-

#### Members of Management Board

Šacky Connolly Member of Executive Committee

Šeg OšNeill Member of Executive Committee

Daniel Kalms Member of Executive Committee

Fiona Hick Member of Executive Committee

Mark Abbotsford Member of Executive Committee

Shaun Gregory Member of Executive Committee

Sherry Duhe Member of Executive Committee

Tom Ridshill-Smith Member of Executive Committee

#### Board of directors

Richard Goyder Chairman of Supervisory Board

Christopher Haynes Member of Supervisory Board

Sarah Ryan Member of Supervisory Board

Ann Pickard Member of Supervisory Board

Benjamin Wyatt Member of Supervisory Board

Frank Cooper Member of Supervisory Board

Gene Tilbrook Member of Supervisory Board

Ian Macfarlane Member of Supervisory Board

Larry Archibald Member of Supervisory Board

Swee Chen Goh Member of Supervisory Board