

## TAKASHIMAYA CO NPV

ISIN: JP3456000003 WKN: 8233

## Overview

2024/08/29 02:10:00

Price  
7.1308 USDDifference  -0.96% (-0.07)

## General attributes

ISIN	JP3456000003
Symbol	8233
Exchange	FINRA other OTC Issues
Currency	USD
Sector	Commerce
Security type	Stock
Market cap (m)	2,528 EUR
Benchmark	NIKKEI 225

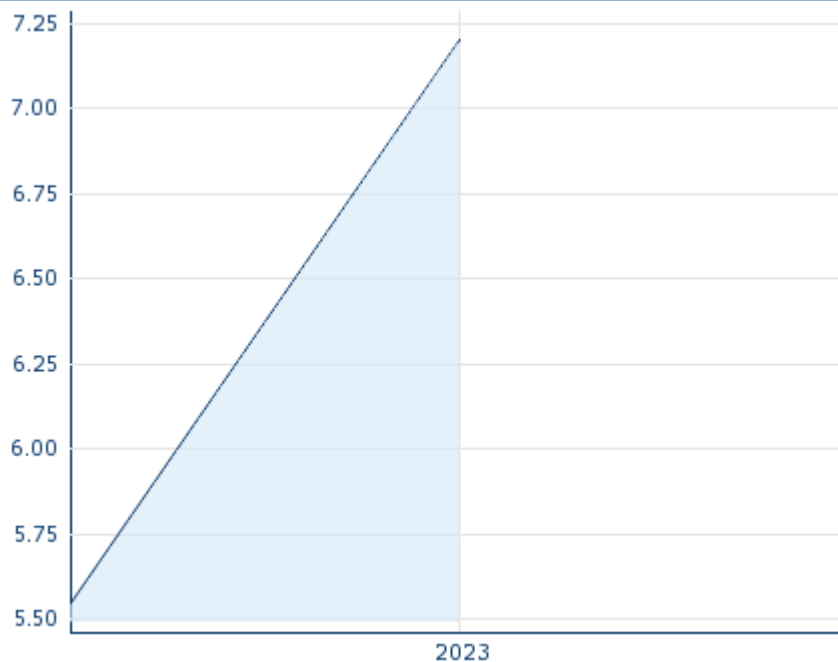
## Market data

Bid (Bid size)	-
Ask (Ask size)	-
Open	7.1308 USD
High	7.1308 USD
Low	7.1308 USD
Close (prev. day)	7.20 USD
VWAP	7.20 USD
Volume (pcs)	100
Trading volume	799.00
Number of trades	1
Last size	0

## Futures and Options











Related Futures	-
Related Options	-

5y



Information about previous performance does not guarantee future performance.  
Source: FactSet

## Recent research

on sector		on market	
Date		Headline	Download
2024/09/27		Global Equity Ratings	
2024/09/27		Aktienempfehlungen Global	
2024/09/11		Global Equity Ratings	
2024/09/11		Aktienempfehlungen Global	
2024/09/05		Global Equity Ratings	

## Details

2024/08/29 02:10:00

**Price**  
7.1308 USD

**Difference**  -0.96% (-0.07)

## General attributes

ISIN	JP3456000003
Symbol	8233
Exchange	FINRA other OTC Issues
Currency	USD
Sector	Commerce
Security type	Stock
Market cap (m)	2,528 EUR
Benchmark	NIKKEI 225

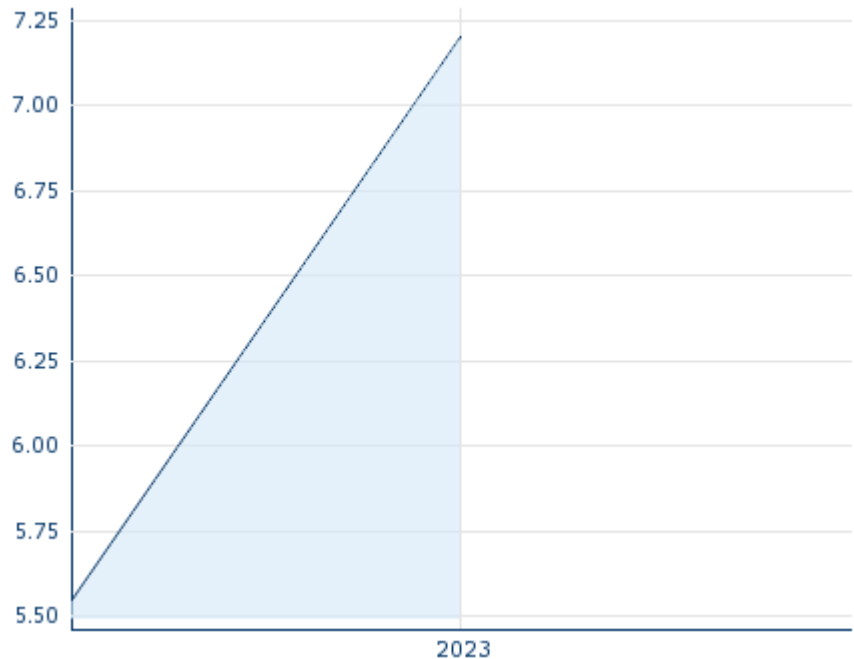
## Market data

Bid (Bid size)	-
Ask (Ask size)	-
Open	7.1308 USD
High	7.1308 USD
Low	7.1308 USD
Close (prev. day)	7.20 USD
VWAP	7.20 USD
Volume (pcs)	100
Trading volume	799.00
Number of trades	1
Last size	0

## Performance and Risk

	6m	1y	3y
Perf (%)	-	-	-
Perf (abs.)	-	-	-
Beta	1.04	0.94	0.68
Volatility	-	-	-

5y



Information about previous performance does not guarantee future performance.  
Source: FactSet

## Price data

Ø price 5 days   Ø volume 5 days (pcs.)	- USD (-)
Ø price 30 days   Ø volume 30 days (pcs.)	- USD (-)
Ø price 100 days   Ø volume 100 days (pcs.)	- USD (1)
Ø price 250 days   Ø volume 250 days (pcs.)	- USD (-)
YTD High   date	- USD (-)
YTD Low   date	- USD (-)
52 Weeks High   date	- USD (-)
52 Weeks Low   date	- USD (-)

## Arbitrage views

Exchange 	Date	Time	Price	Trading volume (mio.)	Number of trades
Tradegate	2024/10/18	22:02	7.75 EUR	0.00	1
Tokyo Stock Exchange	2024/10/18	08:00	1,254.00 JPY	27.47	3,823
Stuttgart	2024/10/18	08:07	7.65 EUR	0.00	1
Munich	2024/10/18	17:26	7.65 EUR	0.00	2
Frankfurt	2024/10/18	08:03	7.60 EUR	0.00	1

	18					
FINRA other OTC Issues	2024/08/29	02:10	7.1308 USD	0.00		1
Duesseldorf	2024/10/18	19:31	7.55 EUR	0.00		6

## Company profile

### Company Logo



### Company Profile

-

### Contact Details

TAKASHIMAYA

--

5-1-5, Nanba, Chuo-ku - 542-8510 Osaka

Telefon: 06-6631-1101

Fax: 06-6632-5195

E-mail: -