

## TAKASHIMAYA CO NPV

ISIN: JP3456000003 WKN: 8233

## Overview

2024/08/29 02:10:00

Price  
7.1308 USDDifference  -0.96% (-0.07)

## General attributes

|                |                        |
|----------------|------------------------|
| ISIN           | JP3456000003           |
| Symbol         | 8233                   |
| Exchange       | FINRA other OTC Issues |
| Currency       | USD                    |
| Sector         | Commerce               |
| Security type  | Stock                  |
| Market cap (m) | 2,528 EUR              |
| Benchmark      | NIKKEI 225             |

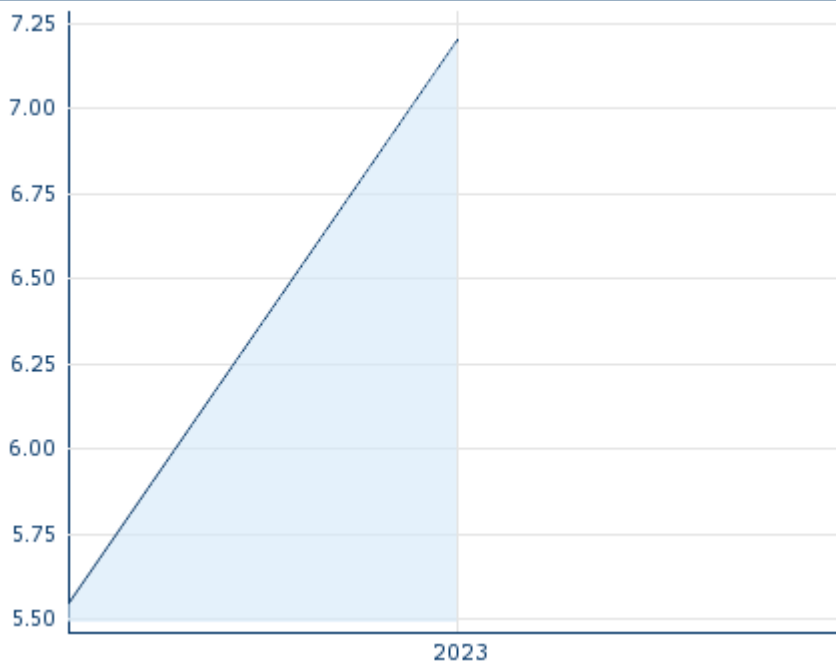
## Market data

|                   |            |
|-------------------|------------|
| Bid (Bid size)    | -          |
| Ask (Ask size)    | -          |
| Open              | 7.1308 USD |
| High              | 7.1308 USD |
| Low               | 7.1308 USD |
| Close (prev. day) | 7.20 USD   |
| VWAP              | 7.20 USD   |
| Volume (pcs)      | 100        |
| Trading volume    | 799.00     |
| Number of trades  | 1          |
| Last size         | 0          |

## Futures and Options










|                 |   |
|-----------------|---|
| Related Futures | - |
| Related Options | - |

5y



Information about previous performance does not guarantee future performance.  
Source: FactSet

## Recent research

|            | on sector   | on market                 |   |
|------------|---|---------------------------|---|
| Date       |   | Headline                  | Download  |
| 2024/09/27 |  | Global Equity Ratings     |  |
| 2024/09/27 |  | Aktienempfehlungen Global |  |
| 2024/09/11 |  | Global Equity Ratings     |  |
| 2024/09/11 |  | Aktienempfehlungen Global |  |
| 2024/09/05 |  | Global Equity Ratings     |  |

## Details

2024/08/29 02:10:00

Price  
7.1308 USD

Difference ▼ -0.96% (-0.07)

## General attributes

|                |                        |
|----------------|------------------------|
| ISIN           | JP3456000003           |
| Symbol         | 8233                   |
| Exchange       | FINRA other OTC Issues |
| Currency       | USD                    |
| Sector         | Commerce               |
| Security type  | Stock                  |
| Market cap (m) | 2,528 EUR              |
| Benchmark      | NIKKEI 225             |

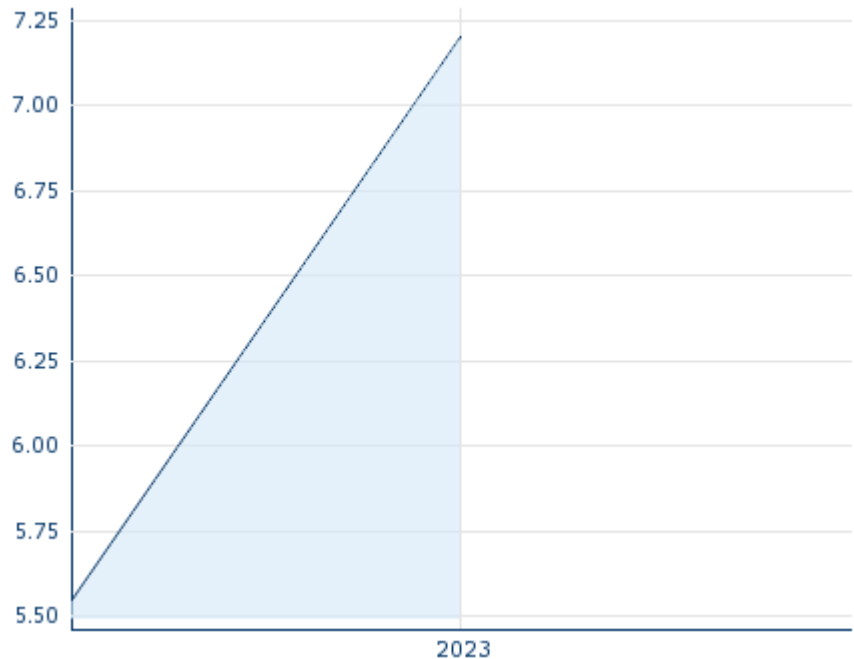
## Market data

|                   |            |
|-------------------|------------|
| Bid (Bid size)    | -          |
| Ask (Ask size)    | -          |
| Open              | 7.1308 USD |
| High              | 7.1308 USD |
| Low               | 7.1308 USD |
| Close (prev. day) | 7.20 USD   |
| VWAP              | 7.20 USD   |
| Volume (pcs)      | 100        |
| Trading volume    | 799.00     |
| Number of trades  | 1          |
| Last size         | 0          |

## Performance and Risk

|             | 6m   | 1y   | 3y   |
|-------------|------|------|------|
| Perf (%)    | -    | -    | -    |
| Perf (abs.) | -    | -    | -    |
| Beta        | 1.04 | 0.94 | 0.68 |
| Volatility  | -    | -    | -    |

5y



Information about previous performance does not guarantee future performance.  
Source: FactSet

## Price data

|   |           |
|---|-----------|
| Ø price 5 days   Ø volume 5 days (pcs.)     | - USD (-) |
| Ø price 30 days   Ø volume 30 days (pcs.)   | - USD (-) |
| Ø price 100 days   Ø volume 100 days (pcs.) | - USD (1) |
| Ø price 250 days   Ø volume 250 days (pcs.) | - USD (-) |
| YTD High   date                             | - USD (-) |
| YTD Low   date                              | - USD (-) |
| 52 Weeks High   date                        | - USD (-) |
| 52 Weeks Low   date                         | - USD (-) |

## Arbitrage views

| Exchange <span>⊕</span> | Date       | Time  | Price        | Trading volume (mio.) | Number of trades |
|-------------------------|------------|-------|--------------|-----------------------|------------------|
| Tradegate               | 2024/10/18 | 22:02 | 7.75 EUR     | 0.00                  | 1                |
| Tokyo Stock Exchange    | 2024/10/18 | 08:00 | 1,254.00 JPY | 27.47                 | 3,823            |
| Stuttgart               | 2024/10/18 | 08:07 | 7.65 EUR     | 0.00                  | 1                |
| Munich                  | 2024/10/18 | 17:26 | 7.65 EUR     | 0.00                  | 2                |
| Frankfurt               | 2024/10/18 | 08:03 | 7.60 EUR     | 0.00                  | 1                |

|                        |            |       |            |      |  |   |
|------------------------|------------|-------|------------|------|--|---|
|                        | 18         |       |            |      |  |   |
| FINRA other OTC Issues | 2024/08/29 | 02:10 | 7.1308 USD | 0.00 |  | 1 |
| Duesseldorf            | 2024/10/18 | 19:31 | 7.55 EUR   | 0.00 |  | 6 |

## Company profile

### Company Logo



### Company Profile

-

### Contact Details

TAKASHIMAYA

--

5-1-5, Nanba, Chuo-ku - 542-8510 Osaka

Telefon: 06-6631-1101

Fax: 06-6632-5195

E-mail: -