

SGL CARBON SE

ISIN: DE0007235301 WKN: 723530

Overview

2024/04/29 20:26:51

Price
7.36 USDDifference  -9.47% (-0.77)

General attributes

ISIN	DE0007235301
Symbol	SGL
Exchange	FINRA other OTC Issues
Currency	USD
Sector	Chemical / Pharmaceutical / Health
Security type	Stock
Market cap (m)	838 EUR
Benchmark	GERMANY DAX

Market data

Bid (Bid size)	-
Ask (Ask size)	-
Open	7.36 USD
High	7.36 USD
Low	7.36 USD
Close (prev. day)	8.13 USD
VWAP	7.36 USD
Volume (pcs)	166
Trading volume	1,221.76
Number of trades	1
Last size	166

Futures and Options




Related Futures	-
Related Options	597

5y



Information about previous performance does not guarantee future performance.
Source: FactSet

Recent research

on sector		on market	
Date		Headline	Download
2024/04/29		Aktienempfehlungen Österreich	
2024/04/26		Global Equity Ratings	
2024/04/26		Aktienempfehlungen Global	
2024/04/15		Aktienempfehlungen Österreich	
2024/04/03		Global Equity Ratings	

Details

2024/04/29 20:26:51

Price

7.36 USD

Difference 📉 -9.47% (-0.77)

General attributes

ISIN	DE0007235301
Symbol	SGL
Exchange	FINRA other OTC Issues
Currency	USD
Sector	Chemical / Pharmaceutical / Health
Security type	Stock
Market cap (m)	838 EUR
Benchmark	GERMANY DAX

Market data

Bid (Bid size)	-
Ask (Ask size)	-
Open	7.36 USD
High	7.36 USD
Low	7.36 USD
Close (prev. day)	8.13 USD
VWAP	7.36 USD
Volume (pcs)	166
Trading volume	1,221.76
Number of trades	1
Last size	166

Performance and Risk

	6m	1y	3y
Perf (%)	-	-19.65%	-0.54%
Perf (abs.)	-	-1.80	-0.04
Beta	1.37	1.09	1.31
Volatility	3.69	19.75	60.95

5y



Information about previous performance does not guarantee future performance.
Source: FactSet

Price data

Ø price 5 days Ø volume 5 days (pcs.)	- USD (-)
Ø price 30 days Ø volume 30 days (pcs.)	7.75 USD (13)
Ø price 100 days Ø volume 100 days (pcs.)	6.94 USD (214)
Ø price 250 days Ø volume 250 days (pcs.)	7.94 USD (111)
YTD High date	8.13 USD (2024/04/10)
YTD Low date	6.48 USD (2024/02/23)
52 Weeks High date	9.74 USD (2023/05/04)
52 Weeks Low date	6.00 USD (2023/10/24)

Arbitrage views

Exchange	Date	Time	Price	Trading volume (mio.)	Number of trades
Xetra	2024/05/03	10:34	6.87 EUR	0.11	52
Vienna Stock Exchange	2024/05/03	09:05	6.88 EUR	0.00	1
Tradegate	2024/05/03	10:29	6.84 EUR	0.03	12
Stuttgart	2024/05/03	10:45	6.87 EUR	0.00	13
Munich	2024/05/03	08:02	6.81 EUR	0.00	1

	05/03					
London Stock Exchange European Trade Reporting	2024/ 05/03	09:00	6.875 EUR	0.00		1
Hanover	2024/ 05/03	08:16	6.86 EUR	0.00		1
Hamburg	2024/ 05/03	08:16	6.86 EUR	0.00		1
Frankfurt	2024/ 05/03	09:15	6.88 EUR	0.00		2
FINRA other OTC Issues	2024/ 04/29	20:26	7.36 USD	0.00		1
Duesseldorf	2024/ 05/03	09:32	6.84 EUR	0.00		2
Berlin	2024/ 05/03	08:02	6.81 EUR	0.00		1

Company profile

Company Logo



Contact Details

SGL CARBON SE

--

Söhnleinstrasse 8 - 65201 Wiesbaden

Telefon: +49-611-6029-0

Fax: +49-611-6029-305

E-mail: info@sglcarbon.com

Company Profile

-

Members of Management Board

Torsten Derr	Chairman of Managing Board
--------------	----------------------------

Thomas Dippold	Member of Executive Committee
----------------	-------------------------------

Board of directors

Frank Richter	Chairman of Supervisory Board
---------------	-------------------------------

Axel Hemleb	Member of Supervisory Board
-------------	-----------------------------

Bamberger Kathrin	Member of Supervisory Board
-------------------	-----------------------------

Dieter Züllighofen	Member of Supervisory Board
--------------------	-----------------------------

Edwin Eichler	Member of Supervisory Board
---------------	-----------------------------

Georg Denoke	Member of Supervisory Board
--------------	-----------------------------

Ingeborg Neumann	Member of Supervisory Board
------------------	-----------------------------

Markus Stettberger	Member of Supervisory Board
--------------------	-----------------------------