

ORICA LTD.

ISIN: AU000000ORI1

WKN: ORI

Overview

2024/06/25 16:59:01

Price

10.93 USD

Difference  -11.14% (-1.37)

General attributes

ISIN AU000000ORI1

Symbol ORI

Exchange FINRA other OTC Issues

Currency USD

Sector Chemical / Pharmaceutical / Health

Security type Stock

Market cap (m) 5,271 EUR

Benchmark ASX ALL ORDINARIES INDEX

Market data

Bid (Bid size) -

Ask (Ask size) -

Open 11.55 USD

High 11.55 USD

Low 10.93 USD

Close (prev. day) 12.30 USD

VWAP 11.208475 USD

Volume (pcs) 1,888

Trading volume 21,161.60

Number of trades 10

Last size 100

Futures and Options

Related Futures -

Related Options 579

5y












Information about previous performance does not guarantee future performance.

Source: FactSet

Recent research

on sector

| Date | Headline | Download |
|------------|---|---|
| 2024/07/15 |  Aktienempfehlungen Global |  |
| 2024/07/12 |  Global Equity Ratings |  |
| 2024/07/09 |  Aktienempfehlungen Österreich |  |
| 2024/06/24 |  Aktienempfehlungen Österreich |  |
| 2024/06/21 |  Global Equity Ratings |  |

Details

2024/06/25 16:59:01

Price

10.93 USD

Difference 📉 -11.14% (-1.37)

General attributes

| | |
|----------------|------------------------------------|
| ISIN | AU000000ORI1 |
| Symbol | ORI |
| Exchange | FINRA other OTC Issues |
| Currency | USD |
| Sector | Chemical / Pharmaceutical / Health |
| Security type | Stock |
| Market cap (m) | 5,271 EUR |
| Benchmark | ASX ALL ORDINARIES INDEX |

Market data

| | |
|-------------------|---------------|
| Bid (Bid size) | - |
| Ask (Ask size) | - |
| Open | 11.55 USD |
| High | 11.55 USD |
| Low | 10.93 USD |
| Close (prev. day) | 12.30 USD |
| VWAP | 11.208475 USD |
| Volume (pcs) | 1,888 |
| Trading volume | 21,161.60 |
| Number of trades | 10 |
| Last size | 100 |

Performance and Risk

| | 6m | 1y | 3y |
|-------------|-------|-------|-------|
| Perf (%) | - | - | - |
| Perf (abs.) | - | - | - |
| Beta | 0.78 | 0.86 | 0.79 |
| Volatility | 66.80 | 41.23 | 32.63 |

5y



Information about previous performance does not guarantee future performance.
Source: FactSet

Price data

| | |
|---|------------------------|
| Ø price 5 days Ø volume 5 days (pcs.) | 10.93 USD (563) |
| Ø price 30 days Ø volume 30 days (pcs.) | - USD (-) |
| Ø price 100 days Ø volume 100 days (pcs.) | 11.13 USD (45) |
| Ø price 250 days Ø volume 250 days (pcs.) | 10.50 USD (171) |
| YTD High date | 12.30 USD (2024/05/15) |
| YTD Low date | 10.15 USD (2024/02/14) |
| 52 Weeks High date | 12.30 USD (2024/05/15) |
| 52 Weeks Low date | 9.55 USD (2023/10/03) |

All listings for ORICA LTD.

| Exchange 📍 | Date | Time | Price | Trading volume (mio.) | Number of trades |
|-------------------------|------------|-------|-----------|-----------------------|------------------|
| Tradegate | 2024/07/18 | 22:02 | 11.00 EUR | 0.00 | 1 |
| Stuttgart | 2024/07/19 | 08:01 | 10.70 EUR | 0.00 | 1 |
| Munich | 2024/07/19 | 08:01 | 10.90 EUR | 0.00 | 1 |
| Hamburg | 2024/07/19 | 08:02 | 10.70 EUR | 0.00 | 1 |
| Frankfurt | 2024/07/19 | 08:06 | 10.70 EUR | 0.00 | 1 |

| | | | | | | | |
|--------------------------------|------------|-------|-----------|-------|--|-------|--|
| | 19 | | | | | | |
| FINRA other OTC Issues | 2024/06/25 | 16:59 | 10.93 USD | 0.02 | | 10 | |
| Duesseldorf | 2024/07/19 | 08:10 | 10.60 EUR | 0.00 | | 1 | |
| Berlin | 2024/07/19 | 08:08 | 10.70 EUR | 0.00 | | 1 | |
| Australian Securities Exchange | 2024/07/19 | 08:10 | 17.60 AUD | 16.93 | | 5,806 | |

Company profile

Company Logo



Company Profile

-

Contact Details

ORICA LTD

--

1 Nicholson Street - VIC 3000 MELBOURNE

Telefon: +61 3 9665 7111

Fax: +61 3 9665 7937

E-mail: -