

NIPPON TELEGRAPH AND TELEPHONE CORP

ISIN: **JP3735400008** WKN: **9432**

Overview

2024/08/19 18:35:22

Price
1.1709 USD

Difference  15.93% (0.16)

General attributes

ISIN	JP3735400008
Symbol	9432
Exchange	FINRA other OTC Issues
Currency	USD
Sector	Telecommunications
Security type	Stock
Market cap (m)	79,061 EUR
Benchmark	NIKKEI 225

Market data

Bid (Bid size)	-
Ask (Ask size)	-
Open	1.15 USD
High	1.1709 USD
Low	1.0184 USD
Close (prev. day)	1.01 USD
VWAP	1.149496 USD
Volume (pcs)	16,780
Trading volume	19,288.54
Number of trades	6
Last size	3,125

Futures and Options




Related Futures	-
Related Options	-

5y



Information about previous performance does not guarantee future performance.
Source: FactSet

Recent research

on sector		on market	
Date		Headline	Download
2024/08/13		Aktienempfehlungen Österreich	
2024/08/12		Global Equity Ratings	
2024/08/12		Aktienempfehlungen Global	
2024/07/29		Aktienempfehlungen Österreich	
2024/07/24		Global Equity Ratings	

Details

2024/08/19 18:35:22

Price

1.1709 USD

Difference ▲ 15.93% (0.16)

General attributes

ISIN	JP3735400008
Symbol	9432
Exchange	FINRA other OTC Issues
Currency	USD
Sector	Telecommunications
Security type	Stock
Market cap (m)	79,061 EUR
Benchmark	NIKKEI 225

Market data

Bid (Bid size)	-
Ask (Ask size)	-
Open	1.15 USD
High	1.1709 USD
Low	1.0184 USD
Close (prev. day)	1.01 USD
VWAP	1.149496 USD
Volume (pcs)	16,780
Trading volume	19,288.54
Number of trades	6
Last size	3,125

Performance and Risk

	6m	1y	3y
Perf (%)	-4.02%	+5.49%	+13.02%
Perf (abs.)	-0.05	+0.06	+0.13
Beta	0.30	0.32	0.34
Volatility	50.83	53.80	40.05

5y



Information about previous performance does not guarantee future performance.
Source: FactSet

Price data

Ø price 5 days Ø volume 5 days (pcs.)	1.0390 USD (5,224)
Ø price 30 days Ø volume 30 days (pcs.)	1.0230 USD (453,249)
Ø price 100 days Ø volume 100 days (pcs.)	1.0249 USD (578,043)
Ø price 250 days Ø volume 250 days (pcs.)	1.1260 USD (346,091)
YTD High date	1.4300 USD (2024/01/23)
YTD Low date	0.8900 USD (2024/06/17)
52 Weeks High date	1.4300 USD (2024/01/23)
52 Weeks Low date	0.8900 USD (2024/06/17)

Arbitrage views

Exchange ⊕	Date	Time	Price	Trading volume (mio.)	Number of trades
Vienna Stock Exchange	2024/08/21	17:32	0.934 EUR	0.00	5
Tradegate	2024/08/21	08:30	0.9272 EUR	0.00	1
Tokyo Stock Exchange	2024/08/21	08:00	152.00 JPY	185.83	9,733
Stuttgart	2024/08/21	08:11	0.923 EUR	0.00	1
Munich	2024/08/21	08:00	0.9284 EUR	0.00	1

	21					
Hanover	2024/08/21	08:01	0.9281	EUR	0.00	1
Frankfurt	2024/08/21	12:52	0.931	EUR	0.06	5
FINRA other OTC Issues	2024/08/19	18:35	1.1709	USD	0.02	6
Duesseldorf	2024/08/21	16:30	0.9263	EUR	0.00	4
Berlin	2024/08/21	18:46	0.9362	EUR	0.00	6

Company profile

Company Logo



Contact Details

NIPPON TELEGRAPH & TELEPHONE
CORP.

--

Otemachi First Square East Tower, 1-5-1
Ote-machi - 100-8116 Tokyo

Telefon: +81-3-6838-5111

Fax: +

E-mail: -

Company Profile

-

Members of Management Board

Hiroki Kuriyama Member of Executive Committee

Kanae Takahashi Member of Executive Committee

Natsuko Fujishiro Member of Executive Committee

Shinichi Yokohama Member of Executive Committee

Takao Maezawa Member of Executive Committee

Tania Balcombe Member of Executive Committee

Board of directors

Jun Sawada Chairman of Supervisory Board

Katsuhiko Shirai Member of Supervisory Board

Akira Shimada Member of Supervisory Board

Katsuhiko Kawazoe Member of Supervisory Board

Keiko Takegawa Member of Supervisory Board

Ken Sakamura Member of Supervisory Board

Sadayuki Sakakibara Member of Supervisory Board

Takashi Hiroi Member of Supervisory Board