

## NITORI HOLDINGS CO LTD NPV

ISIN: JP3756100008 WKN: 9843

## Overview

2024/10/18 21:44:12

Price  
145.53 USDDifference  5.61% (7.73)

## General attributes

ISIN	JP3756100008
Symbol	9843
Exchange	FINRA other OTC Issues
Currency	USD
Sector	-
Security type	Stock
Market cap (m)	14,796 EUR
Benchmark	NIKKEI 225

## Market data

Bid (Bid size)	-
Ask (Ask size)	-
Open	138.27 USD
High	145.53 USD
Low	138.27 USD
Close (prev. day)	137.802 USD
VWAP	142.068837 USD
Volume (pcs)	86
Trading volume	12,217.92
Number of trades	14
Last size	6

## Futures and Options

Related Futures	-
Related Options	-





5y



Information about previous performance does not guarantee future performance.  
Source: FactSet

## Recent research

on market

Date	Headline	Download
2024/09/11	 Global Equity Ratings	
2024/09/05	 Global Equity Ratings	
2024/08/12	 Global Equity Ratings	
2024/08/12	 Aktienempfehlungen Global	
2024/02/22	 Aktienempfehlungen Global	

## Details

2024/10/18 21:44:12

### Price

145.53 USD

Difference ▲ 5.61% (7.73)

### General attributes

ISIN	JP3756100008
Symbol	9843
Exchange	FINRA other OTC Issues
Currency	USD
Sector	-
Security type	Stock
Market cap (m)	14,796 EUR
Benchmark	NIKKEI 225

### Market data

Bid (Bid size)	-
Ask (Ask size)	-
Open	138.27 USD
High	145.53 USD
Low	138.27 USD
Close (prev. day)	137.802 USD
VWAP	142.068837 USD
Volume (pcs)	86
Trading volume	12,217.92
Number of trades	14
Last size	6

### Performance and Risk

	6m	1y	3y
Perf (%)	+7.02%	+40.45%	-16.07%
Perf (abs.)	+9.54	+41.91	-27.87
Beta	0.10	0.20	0.42
Volatility	62.95	61.96	48.64

5y



Information about previous performance does not guarantee future performance.

Source: FactSet

### Price data

Ø price 5 days   Ø volume 5 days (pcs.)	142.49 USD (108)
Ø price 30 days   Ø volume 30 days (pcs.)	148.92 USD (220)
Ø price 100 days   Ø volume 100 days (pcs.)	128.18 USD (549)
Ø price 250 days   Ø volume 250 days (pcs.)	129.83 USD (933)
YTD High   date	167.09 USD (2024/09/12)
YTD Low   date	97.53 USD (2024/07/08)
52 Weeks High   date	167.09 USD (2024/09/12)
52 Weeks Low   date	96.12 USD (2023/11/17)

### Arbitrage views

Exchange <span>⊕</span>	Date	Time	Price	Trading volume (mio.)	Number of trades
Tokyo Stock Exchange	2024/10/18	08:00	21,015.00 JPY	56.91	1,198
Sapporo Stock Exchange	2023/09/07	03:59	17,700.00 JPY	0.02	1
FINRA other OTC Issues	2024/10/18	21:44	145.53 USD	0.01	14

## Company profile

### Company Logo

#### Contact Details

NITORI

--

----

Telefon: -

Fax: -

E-mail: -

### Company Profile

-