

## NITORI HOLDINGS CO LTD NPV

ISIN: JP3756100008 WKN: 9843

## Overview

2024/08/09 20:35:57

Price  
138.424 USDDifference  3.21% (4.31)

## General attributes

ISIN	JP3756100008
Symbol	9843
Exchange	FINRA other OTC Issues
Currency	USD
Sector	-
Security type	Stock
Market cap (m)	13,996 EUR
Benchmark	NIKKEI 225

## Market data

Bid (Bid size)	-
Ask (Ask size)	-
Open	138.218 USD
High	138.424 USD
Low	130.308 USD
Close (prev. day)	134.114 USD
VWAP	137.668615 USD
Volume (pcs)	65
Trading volume	8,948.46
Number of trades	7
Last size	8

## Futures and Options

Related Futures	-
Related Options	-





5y



Information about previous performance does not guarantee future performance.  
Source: FactSet

## Recent research

on market

Date	Headline	Download
2024/02/22	 Aktienempfehlungen Global	
2024/02/22	 Global Equity Ratings	
2023/10/27	 Global Equity Ratings	
2023/10/27	 Aktienempfehlungen Global	
2023/09/29	 Global Equity Ratings	

## Details

2024/08/09 20:35:57

## Price

138.424 USD

Difference ▲ 3.21% (4.31)

## General attributes

ISIN	JP3756100008
Symbol	9843
Exchange	FINRA other OTC Issues
Currency	USD
Sector	-
Security type	Stock
Market cap (m)	13,996 EUR
Benchmark	NIKKEI 225

## Market data

Bid (Bid size)	-
Ask (Ask size)	-
Open	138.218 USD
High	138.424 USD
Low	130.308 USD
Close (prev. day)	134.114 USD
VWAP	137.668615 USD
Volume (pcs)	65
Trading volume	8,948.46
Number of trades	7
Last size	8

## Performance and Risk

	6m	1y	3y
Perf (%)	-2.82%	+13.51%	-31.37%
Perf (abs.)	-3.89	+15.96	-61.30
Beta	0.23	0.32	0.48
Volatility	58.83	56.42	46.74

5y



Information about previous performance does not guarantee future performance.  
Source: FactSet

## Price data

Ø price 5 days   Ø volume 5 days (pcs.)	126.604 USD (631)
Ø price 30 days   Ø volume 30 days (pcs.)	111.479 USD (405)
Ø price 100 days   Ø volume 100 days (pcs.)	124.792 USD (529)
Ø price 250 days   Ø volume 250 days (pcs.)	122.989 USD (924)
YTD High   date	164.846 USD (2024/03/12)
YTD Low   date	97.530 USD (2024/07/08)
52 Weeks High   date	164.846 USD (2024/03/12)
52 Weeks Low   date	96.121 USD (2023/11/17)

## All listings for NITORI HOLDINGS CO LTD NPV

Exchange <span>⊕</span>	Date	Time	Price	Trading volume (mio.)	Number of trades
Tokyo Stock Exchange	2024/08/09	08:00	19,715.00 JPY	243.13	4,702
Sapporo Stock Exchange	2023/09/07	03:59	17,700.00 JPY	0.02	1
FINRA other OTC Issues	2024/08/09	20:35	138.424 USD	0.01	7

## Company profile

### Company Logo

#### Contact Details

NITORI

--

----

Telefon: -

Fax: -

E-mail: -

### Company Profile

-