

NITORI HOLDINGS CO LTD NPV

ISIN: JP3756100008 WKN: 9843

Overview

2024/07/12 19:43:18

Price
106.75 USDDifference  0.56% (0.60)

General attributes

ISIN	JP3756100008
Symbol	9843
Exchange	FINRA other OTC Issues
Currency	USD
Sector	-
Security type	Stock
Market cap (m)	11,527 EUR
Benchmark	NIKKEI 225

Market data

Bid (Bid size)	-
Ask (Ask size)	-
Open	112.348 USD
High	113.262 USD
Low	105.802 USD
Close (prev. day)	106.155 USD
VWAP	110.336834 USD
Volume (pcs)	314
Trading volume	34,645.77
Number of trades	17
Last size	5

Futures and Options











Related Futures	-
Related Options	-

5y



Information about previous performance does not guarantee future performance.
Source: FactSet

Recent research

on market		
Date	Headline	Download
2024/02/22	 Aktienempfehlungen Global	
2024/02/22	 Global Equity Ratings	
2023/10/27	 Global Equity Ratings	
2023/10/27	 Aktienempfehlungen Global	
2023/09/29	 Global Equity Ratings	

Details

2024/07/12 19:43:18

Price

106.75 USD

Difference ▲ 0.56% (0.60)

General attributes

ISIN	JP3756100008
Symbol	9843
Exchange	FINRA other OTC Issues
Currency	USD
Sector	-
Security type	Stock
Market cap (m)	11,527 EUR
Benchmark	NIKKEI 225

Market data

Bid (Bid size)	-
Ask (Ask size)	-
Open	112.348 USD
High	113.262 USD
Low	105.802 USD
Close (prev. day)	106.155 USD
VWAP	110.336834 USD
Volume (pcs)	314
Trading volume	34,645.77
Number of trades	17
Last size	5

Performance and Risk

	6m	1y	3y
Perf (%)	-12.56%	-9.27%	-41.56%
Perf (abs.)	-15.24	-10.85	-75.50
Beta	0.55	0.52	0.60
Volatility	58.76	54.23	45.90

5y



Information about previous performance does not guarantee future performance.
Source: FactSet

Price data

Ø price 5 days Ø volume 5 days (pcs.)	100.82 USD (439)
Ø price 30 days Ø volume 30 days (pcs.)	106.28 USD (334)
Ø price 100 days Ø volume 100 days (pcs.)	131.48 USD (893)
Ø price 250 days Ø volume 250 days (pcs.)	123.42 USD (924)
YTD High date	164.85 USD (2024/03/12)
YTD Low date	97.53 USD (2024/07/08)
52 Weeks High date	164.85 USD (2024/03/12)
52 Weeks Low date	96.12 USD (2023/11/17)

All listings for NITORI HOLDINGS CO LTD NPV

Exchange ⊕	Date	Time	Price	Trading volume (mio.)	Number of trades
Tokyo Stock Exchange	2024/07/12	08:00	17,330.00 JPY	272.65	4,638
Sapporo Stock Exchange	2023/09/07	03:59	17,700.00 JPY	0.02	1
FINRA other OTC Issues	2024/07/12	19:43	106.75 USD	0.03	17

Company profile

Company Logo

Contact Details

NITORI

--

Telefon: -

Fax: -

E-mail: -

Company Profile

-