

NITORI HOLDINGS CO LTD NPV

ISIN: JP3756100008 WKN: 9843

Overview

2024/05/08 21:24:43

Price
127.576 USDDifference  -4.66% (-6.23)

General attributes

ISIN	JP3756100008
Symbol	9843
Exchange	FINRA other OTC Issues
Currency	USD
Sector	-
Security type	Stock
Market cap (m)	14,021 EUR
Benchmark	NIKKEI 225

Market data

Bid (Bid size)	-
Ask (Ask size)	-
Open	135.492 USD
High	135.492 USD
Low	127.576 USD
Close (prev. day)	133.806 USD
VWAP	132.131687 USD
Volume (pcs)	228
Trading volume	30,024.44
Number of trades	10
Last size	8

Futures and Options

Related Futures	-
Related Options	-






5y



Information about previous performance does not guarantee future performance.
Source: FactSet

Recent research

on market

Date	Headline	Download
2024/02/22	 Aktienempfehlungen Global	
2024/02/22	 Global Equity Ratings	
2023/10/27	 Global Equity Ratings	
2023/10/27	 Aktienempfehlungen Global	
2023/09/29	 Global Equity Ratings	

Details

2024/05/08 21:24:43

Price

127.576 USD

Difference ▼ -4.66% (-6.23)

General attributes

ISIN	JP3756100008
Symbol	9843
Exchange	FINRA other OTC Issues
Currency	USD
Sector	-
Security type	Stock
Market cap (m)	14,021 EUR
Benchmark	NIKKEI 225

Market data

Bid (Bid size)	-
Ask (Ask size)	-
Open	135.492 USD
High	135.492 USD
Low	127.576 USD
Close (prev. day)	133.806 USD
VWAP	132.131687 USD
Volume (pcs)	228
Trading volume	30,024.44
Number of trades	10
Last size	8

Performance and Risk

	6m	1y	3y
Perf (%)	+23.12%	+0.74%	-31.26%
Perf (abs.)	+23.96	+0.94	-58.01
Beta	0.59	0.48	0.59
Volatility	60.68	51.37	44.28

5y



Information about previous performance does not guarantee future performance.

Source: FactSet

Price data

Ø price 5 days Ø volume 5 days (pcs.)	134.855 USD (232)
Ø price 30 days Ø volume 30 days (pcs.)	143.756 USD (1,001)
Ø price 100 days Ø volume 100 days (pcs.)	139.809 USD (1,267)
Ø price 250 days Ø volume 250 days (pcs.)	125.690 USD (949)
YTD High date	164.846 USD (2024/03/12)
YTD Low date	118.974 USD (2024/01/05)
52 Weeks High date	164.846 USD (2024/03/12)
52 Weeks Low date	96.121 USD (2023/11/17)

All listings for NITORI HOLDINGS CO LTD NPV

Exchange	Date	Time	Price	Trading volume (mio.)	Number of trades
Tokyo Stock Exchange	2024/05/08	08:00	20,385.00 JPY	103.58	1,784
Sapporo Stock Exchange	2023/09/07	03:59	17,700.00 JPY	0.02	1
FINRA other OTC Issues	2024/05/08	21:24	127.576 USD	0.03	10

Company profile

Company Logo

Contact Details

NITORI

--

Telefon: -

Fax: -

E-mail: -

Company Profile

-