

HINO MOTORS LTD.

ISIN: JP3792600003 WKN: 7205

Overview

2024/04/10 19:57:52

Price
3.37 USDDifference  -12.92% (-0.50)

General attributes

ISIN	JP3792600003
Symbol	7205
Exchange	FINRA other OTC Issues
Currency	USD
Sector	Automotive
Security type	Stock
Market cap (m)	1,494 EUR
Benchmark	NIKKEI 225

Market data

Bid (Bid size)	-
Ask (Ask size)	-
Open	3.344 USD
High	3.37 USD
Low	3.344 USD
Close (prev. day)	3.87 USD
VWAP	2.748422 USD
Volume (pcs)	500
Trading volume	1,677.20
Number of trades	4
Last size	100

Futures and Options







Related Futures	-
Related Options	-

5y



Information about previous performance does not guarantee future performance.
Source: FactSet

Recent research

on sector		on market	
Date		Headline	Download
2024/09/11		Global Equity Ratings	
2024/09/11		Aktienempfehlungen Global	
2024/09/09		Aktienempfehlungen Österreich	
2024/09/05		Global Equity Ratings	
2024/09/05		Aktienempfehlungen Global	

Details

2024/04/10 19:57:52

Price

3.37 USD

Difference ▼ -12.92% (-0.50)

General attributes

ISIN	JP3792600003
Symbol	7205
Exchange	FINRA other OTC Issues
Currency	USD
Sector	Automotive
Security type	Stock
Market cap (m)	1,494 EUR
Benchmark	NIKKEI 225

Market data

Bid (Bid size)	-
Ask (Ask size)	-
Open	3.344 USD
High	3.37 USD
Low	3.344 USD
Close (prev. day)	3.87 USD
VWAP	2.748422 USD
Volume (pcs)	500
Trading volume	1,677.20
Number of trades	4
Last size	100

Performance and Risk

	6m	1y	3y
Perf (%)	-	-	-
Perf (abs.)	-	-	-
Beta	-	-	-
Volatility	-	-	51.77

5y



Information about previous performance does not guarantee future performance.
Source: FactSet

Price data

Ø price 5 days Ø volume 5 days (pcs.)	- USD (-)
Ø price 30 days Ø volume 30 days (pcs.)	- USD (624)
Ø price 100 days Ø volume 100 days (pcs.)	3.37 USD (224)
Ø price 250 days Ø volume 250 days (pcs.)	3.81 USD (214)
YTD High date	3.37 USD (2024/04/10)
YTD Low date	3.34 USD (2024/04/10)
52 Weeks High date	4.27 USD (2023/07/27)
52 Weeks Low date	3.34 USD (2024/04/10)

Arbitrage views

Exchange	Date	Time	Price	Trading volume (mio.)	Number of trades
Tradegate	2024/09/13	22:02	2.62 EUR	0.00	1
Tokyo Stock Exchange	2024/09/13	08:00	407.40 JPY	11.34	3,345
Stuttgart	2024/09/13	08:02	2.58 EUR	0.00	3
Munich	2024/09/13	17:25	2.54 EUR	0.00	3
Hanover	2024/09/13	17:25	2.58 EUR	0.00	4

	13					
Frankfurt	2024/09/ 13	08:20	2.52 EUR	0.00		2
FINRA other OTC Issues	2024/04/ 10	19:57	3.37 USD	0.00		4
Duesseldorf	2024/09/ 13	19:31	2.54 EUR	0.00		7
Berlin	2024/09/ 13	21:05	2.60 EUR	0.00		9

Company profile

Company Logo



Company Profile

-

Contact Details

HINO MOTORS

--

3-1-1, Hinodai, Hino City - 191-8660 Tokyo

Telefon: 042-586-5111

Fax: -

E-mail: -