

FISKARS OYJ CLASS A

ISIN: **FI0009000400** WKN: **FSKRS**

Overview

2024/09/11 18:43:24

Price
18.22 USDDifference  -0.38% (-0.07)

General attributes

ISIN	FI0009000400
Symbol	FSKRS
Exchange	FINRA other OTC Issues
Currency	USD
Sector	Consumer Products
Security type	Stock
Market cap (m)	1,247 EUR
Benchmark	OMX HELSINKI 25

Market data

Bid (Bid size)	-
Ask (Ask size)	-
Open	18.22 USD
High	18.22 USD
Low	18.22 USD
Close (prev. day)	18.29 USD
VWAP	18.22 USD
Volume (pcs)	353
Trading volume	6,431.66
Number of trades	2
Last size	153

Futures and Options











Related Futures	1
Related Options	-

5y



Information about previous performance does not guarantee future performance.
Source: FactSet

Recent research

on sector		on market	
Date		Headline	Download
2024/09/11		Global Equity Ratings	
2024/09/11		Aktienempfehlungen Global	
2024/09/09		Aktienempfehlungen Österreich	
2024/09/05		Global Equity Ratings	
2024/09/05		Aktienempfehlungen Global	

Details

2024/09/11 18:43:24

Price

18.22 USD

Difference ▼ -0.38% (-0.07)

General attributes

ISIN	F10009000400
Symbol	FSKRS
Exchange	FINRA other OTC Issues
Currency	USD
Sector	Consumer Products
Security type	Stock
Market cap (m)	1,247 EUR
Benchmark	OMX HELSINKI 25

Market data

Bid (Bid size)	-
Ask (Ask size)	-
Open	18.22 USD
High	18.22 USD
Low	18.22 USD
Close (prev. day)	18.29 USD
VWAP	18.22 USD
Volume (pcs)	353
Trading volume	6,431.66
Number of trades	2
Last size	153

Performance and Risk

	6m	1y	3y
Perf (%)	+4.87%	-1.19%	-
Perf (abs.)	+0.85	-0.22	-
Beta	-	-	-
Volatility	9.16	27.34	21.85

5y



Information about previous performance does not guarantee future performance.
Source: FactSet

Price data

Ø price 5 days Ø volume 5 days (pcs.)	18.22 USD (94)
Ø price 30 days Ø volume 30 days (pcs.)	18.68 USD (36)
Ø price 100 days Ø volume 100 days (pcs.)	18.50 USD (48)
Ø price 250 days Ø volume 250 days (pcs.)	18.28 USD (102)
YTD High date	19.26 USD (2024/03/28)
YTD Low date	17.33 USD (2024/03/01)
52 Weeks High date	19.86 USD (2023/12/22)
52 Weeks Low date	16.00 USD (2023/10/19)

All listings for FISKARS OYJ CLASS A

Exchange	Date	Time	Price	Trading volume (mio.)	Number of trades
Stuttgart	2024/09/13	14:28	15.30 EUR	0.00	9
Nasdaq Helsinki	2024/09/13	18:00	15.40 EUR	0.08	150
Munich	2024/09/13	08:12	16.02 EUR	0.00	2
London Stock Exchange	2020/07/07	18:04	10.405 EUR	0.00	1
Frankfurt	2024/09/13	12:04	15.26 EUR	0.00	3

	13					
FINRA other OTC Issues	2024/09/11	18:43	18.22 USD	0.01		2
Duesseldorf	2024/09/13	08:11	15.60 EUR	0.00		3

Company profile

Company Logo



Company Profile

-

Contact Details

FISKARS

--

Hmeentie 135 A 00561 Helsinki

Telefon: +358 204 3910

Fax: -

E-mail: majja.taimi@fiskars.com