

SUMITOMO DAINIPPON PHARMA CO. LTD.

ISIN: JP3495000006 WKN: 4506

Overview

2024/07/19 19:25:49

Price
2.88 USDDifference  19.01% (0.46)

General attributes

ISIN	JP3495000006
Symbol	4506
Exchange	FINRA other OTC Issues
Currency	USD
Sector	Chemical / Pharmaceutical / Health
Security type	Stock
Market cap (m)	1,346 EUR
Benchmark	NIKKEI 225

Market data

Bid (Bid size)	-
Ask (Ask size)	-
Open	2.88 USD
High	2.88 USD
Low	2.88 USD
Close (prev. day)	2.42 USD
VWAP	2.88 USD
Volume (pcs)	266
Trading volume	762.56
Number of trades	2
Last size	250

Futures and Options






Related Futures	-
Related Options	-

5y



Information about previous performance does not guarantee future performance.
Source: FactSet

Recent research

on sector		on market	
Date		Headline	Download
2024/08/16		Equity Weekly	
2024/08/13		Aktienempfehlungen Österreich	
2024/08/12		Global Equity Ratings	
2024/08/12		Aktienempfehlungen Global	
2024/08/09		Equity Weekly	

Details

2024/07/19 19:25:49

Price
2.88 USDDifference ▲ 19.01% (0.46)

General attributes

ISIN	JP3495000006
Symbol	4506
Exchange	FINRA other OTC Issues
Currency	USD
Sector	Chemical / Pharmaceutical / Health
Security type	Stock
Market cap (m)	1,346 EUR
Benchmark	NIKKEI 225

Market data

Bid (Bid size)	-
Ask (Ask size)	-
Open	2.88 USD
High	2.88 USD
Low	2.88 USD
Close (prev. day)	2.42 USD
VWAP	2.88 USD
Volume (pcs)	266
Trading volume	762.56
Number of trades	2
Last size	250

Performance and Risk

	6m	1y	3y
Perf (%)	-13.19%	-34.10%	-85.74%
Perf (abs.)	-0.44	-1.49	-17.32
Beta	0.53	0.59	0.63
Volatility	57.18	72.42	44.16

5y



Information about previous performance does not guarantee future performance.
Source: FactSet

Price data

Ø price 5 days Ø volume 5 days (pcs.)	2.88 USD (57)
Ø price 30 days Ø volume 30 days (pcs.)	2.43 USD (682)
Ø price 100 days Ø volume 100 days (pcs.)	2.46 USD (964)
Ø price 250 days Ø volume 250 days (pcs.)	2.92 USD (1,259)
YTD High date	3.32 USD (2024/01/18)
YTD Low date	1.99 USD (2024/06/20)
52 Weeks High date	3.86 USD (2023/09/19)
52 Weeks Low date	1.99 USD (2024/06/20)

All listings for SUMITOMO DAINIPPON PHARMA CO. LTD.

Exchange 📍	Date	Time	Price	Trading volume (mio.)	Number of trades
Tradegate	2024/08/16	09:34	3.42 EUR	0.01	2
Tokyo Stock Exchange	2024/08/16	08:00	554.00 JPY	40.25	4,246
Stuttgart	2024/08/16	10:32	3.30 EUR	0.00	2
Munich	2024/08/16	08:00	3.32 EUR	0.00	1
Frankfurt	2024/08/16	08:04	3.28 EUR	0.00	1

	16					
FINRA other OTC Issues	2024/07/19	19:25	2.88 USD	0.00		2
Duesseldorf	2024/08/16	16:30	3.26 EUR	0.00		4
Berlin	2024/08/16	08:12	3.28 EUR	0.00		1

Company profile

Company Logo



Company Profile

-

Contact Details

SUMITOMO DAINIPPON PHARMA

--

2-6-8 Doshomachi Chuo-ku - 541-8524
Osaka

Telefon: +81 6 6203 5308

Fax: +81 6 6203 6581

E-mail: prir@ds-pharma.co.jp