

## COLOPLAST A/S SER. B

ISIN: **DK0060448595** WKN: -

## Overview

2024/07/10 19:32:43

Price  
127.832 USDDifference  6.91% (8.26)

## General attributes

ISIN	DK0060448595
Symbol	COLO B
Exchange	FINRA other OTC Issues
Currency	USD
Sector	Chemical / Pharmaceutical / Health
Security type	Stock
Market cap (m)	23,910 EUR
Benchmark	OMX COPENHAGEN 20

## Market data

Bid (Bid size)	-
Ask (Ask size)	-
Open	127.832 USD
High	127.832 USD
Low	127.832 USD
Close (prev. day)	119.57 USD
VWAP	127.832 USD
Volume (pcs)	2
Trading volume	255.66
Number of trades	1
Last size	2

## Futures and Options







Related Futures	17
Related Options	-

5y



Information about previous performance does not guarantee future performance.  
Source: FactSet

## Recent research

on instrument		on sector	
Date		Headline	Download
2023/10/27		Global Equity Ratings	
2023/10/27		Aktienempfehlungen Global	
2023/09/29		Global Equity Ratings	
2023/09/29		Aktienempfehlungen Global	
2023/09/08		Global Equity Ratings	

## Details

2024/07/10 19:32:43

## Price

127.832 USD

Difference ▲ 6.91% (8.26)

## General attributes

ISIN	DK0060448595
Symbol	COLO B
Exchange	FINRA other OTC Issues
Currency	USD
Sector	Chemical / Pharmaceutical / Health
Security type	Stock
Market cap (m)	23,910 EUR
Benchmark	OMX COPENHAGEN 20

## Market data

Bid (Bid size)	-
Ask (Ask size)	-
Open	127.832 USD
High	127.832 USD
Low	127.832 USD
Close (prev. day)	119.57 USD
VWAP	127.832 USD
Volume (pcs)	2
Trading volume	255.66
Number of trades	1
Last size	2

## Performance and Risk

	6m	1y	3y
Perf (%)	-	+8.06%	-25.60%
Perf (abs.)	-	+9.53	-43.99
Beta	0.33	0.34	0.62
Volatility	51.31	45.61	49.81

5y



Information about previous performance does not guarantee future performance.  
Source: FactSet

## Price data

Ø price 5 days   Ø volume 5 days (pcs.)	123.701 USD (55)
Ø price 30 days   Ø volume 30 days (pcs.)	119.757 USD (900)
Ø price 100 days   Ø volume 100 days (pcs.)	126.609 USD (1,076)
Ø price 250 days   Ø volume 250 days (pcs.)	119.348 USD (526)
YTD High   date	143.150 USD (2024/03/07)
YTD Low   date	108.330 USD (2024/01/25)
52 Weeks High   date	143.150 USD (2024/03/07)
52 Weeks Low   date	99.776 USD (2023/10/26)

## All listings for COLOPLAST A/S SER. B

Exchange	Date	Time	Price	Trading volume (mio.)	Number of trades
Xetra	2024/07/17	17:35	115.45 EUR	0.00	2
Vienna Stock Exchange	2024/07/17	17:32	115.45 EUR	0.00	5
Tradegate	2024/07/17	18:49	115.50 EUR	0.05	8
Stuttgart	2024/07/17	15:37	114.35 EUR	0.00	4

SIX Swiss Exchange	2020/ 04/09	17:36	111.00 CHF	0.00	1
Nasdaq Copenhagen	2024/ 07/17	17:20	862.20 DKK	108.56	1,703
Munich	2024/ 07/17	16:11	115.05 EUR	0.05	2
London Stock Exchange European Trade Reporting	2024/ 07/17	16:55	858.60 DKK	0.44	5
Hanover	2024/ 07/17	08:06	114.80 EUR	0.00	1
Frankfurt	2024/ 07/17	08:03	114.80 EUR	0.00	1
FINRA other OTC Issues	2024/ 07/10	19:32	127.832 USD	0.00	1
Duesseldorf	2024/ 07/17	16:31	115.35 EUR	0.00	4
Berlin	2024/ 07/17	19:10	115.50 EUR	0.00	14

## Company profile

### Company Logo



### Contact Details

COLOPLAST A/S

--

Holtedam 1-3 - 3050 Humlebaek

Telefon: +45-49-11-11-11

Fax: +

E-mail: -

### Company Profile

-

#### Members of Management Board

Kristian Villumsen Chairman of Managing Board

Allan Rasmussen Member of Executive Committee

Anders Lonning-Skovgaard Member of Executive Committee

Dorthe Ronnau Member of Executive Committee

Nicolai Buhl Andersen Member of Executive Committee

Paul Marcun Member of Executive Committee

#### Board of directors

Lars Søren Rasmussen Chairman of Supervisory Board

Annette Brüls Member of Supervisory Board

Carsten Hellmann Member of Supervisory Board

Jette Nygaard-Andersen Member of Supervisory Board

Marianne Wiinholt Member of Supervisory Board

Niels Peter Louis-Hansen Member of Supervisory Board

Nikolaj Kyhe Gundersen Member of Supervisory Board

Roland Vendelbo Pedersen Member of Supervisory Board

Thomas Barfod Member of Supervisory Board