

## COLOPLAST A/S SER. B

ISIN: **DK0060448595** WKN: -

## Overview

2024/05/10 17:22:21

Price  
122.10 USDDifference  -0.49% (-0.60)

## General attributes

ISIN	DK0060448595
Symbol	COLO B
Exchange	FINRA other OTC Issues
Currency	USD
Sector	Chemical / Pharmaceutical / Health
Security type	Stock
Market cap (m)	23,435 EUR
Benchmark	OMX COPENHAGEN 20

## Market data

Bid (Bid size)	-
Ask (Ask size)	-
Open	122.10 USD
High	122.10 USD
Low	122.10 USD
Close (prev. day)	122.70 USD
VWAP	122.10 USD
Volume (pcs)	10
Trading volume	1,221.00
Number of trades	1
Last size	10

## Futures and Options







Related Futures	16
Related Options	-

5y



Information about previous performance does not guarantee future performance.  
Source: FactSet

## Recent research

on instrument		on sector	
Date		Headline	Download
2023/10/27		Global Equity Ratings	
2023/10/27		Aktienempfehlungen Global	
2023/09/29		Global Equity Ratings	
2023/09/29		Aktienempfehlungen Global	
2023/09/08		Global Equity Ratings	

## Details

2024/05/10 17:22:21

## Price

122.10 USD

Difference ▼ -0.49% (-0.60)

## General attributes

ISIN	DK0060448595
Symbol	COLO B
Exchange	FINRA other OTC Issues
Currency	USD
Sector	Chemical / Pharmaceutical / Health
Security type	Stock
Market cap (m)	23,435 EUR
Benchmark	OMX COPENHAGEN 20

## Market data

Bid (Bid size)	-
Ask (Ask size)	-
Open	122.10 USD
High	122.10 USD
Low	122.10 USD
Close (prev. day)	122.70 USD
VWAP	122.10 USD
Volume (pcs)	10
Trading volume	1,221.00
Number of trades	1
Last size	10

## Performance and Risk

	6m	1y	3y
Perf (%)	+21.50%	-	-23.54%
Perf (abs.)	+21.61	-	-37.60
Beta	0.37	0.36	0.64
Volatility	56.63	45.18	50.58

5y



Information about previous performance does not guarantee future performance.  
Source: FactSet

## Price data

Ø price 5 days   Ø volume 5 days (pcs.)	121.89 USD (112)
Ø price 30 days   Ø volume 30 days (pcs.)	126.73 USD (267)
Ø price 100 days   Ø volume 100 days (pcs.)	125.70 USD (432)
Ø price 250 days   Ø volume 250 days (pcs.)	120.17 USD (210)
YTD High   date	143.15 USD (2024/03/07)
YTD Low   date	108.33 USD (2024/01/25)
52 Weeks High   date	143.15 USD (2024/03/07)
52 Weeks Low   date	99.78 USD (2023/10/26)

## All listings for COLOPLAST A/S SER. B

Exchange	Date	Time	Price	Trading volume (mio.)	Number of trades
Xetra	2024/05/10	17:35	113.50 EUR	0.00	1
Vienna Stock Exchange	2024/05/09	17:32	114.30 EUR	0.00	1
Tradegate	2024/05/10	22:26	114.40 EUR	0.16	33
Stuttgart	2024/05/10	10:31	113.40 EUR	0.00	4
SIX Swiss Exchange	2020/	17:36	111.00 CHF	0.00	1

	04/09					
Nasdaq Copenhagen	2024/ 05/08	16:59	845.20 DKK	192.25		2,620
Munich	2024/ 05/10	08:15	113.75 EUR	0.00		2
London Stock Exchange European Trade Reporting	2024/ 05/10	16:55	846.20 DKK	0.00		1
Hanover	2024/ 05/10	08:00	113.65 EUR	0.00		3
Frankfurt	2024/ 05/10	12:18	113.00 EUR	0.00		2
FINRA other OTC Issues	2024/ 05/10	17:22	122.10 USD	0.00		1
Duesseldorf	2024/ 05/10	19:31	113.00 EUR	0.00		5
Berlin	2024/ 05/10	21:52	114.30 EUR	0.00		16

## Company profile

### Company Logo



### Contact Details

COLOPLAST A/S

--

Holtedam 1-3 - 3050 Humlebaek

Telefon: +45-49-11-11-11

Fax: +

E-mail: -

### Company Profile

-

#### Members of Management Board

Kristian Villumsen Chairman of Managing Board

Allan Rasmussen Member of Executive Committee

Anders Lonning-Skovgaard Member of Executive Committee

Dorthe Ronnau Member of Executive Committee

Nicolai Buhl Andersen Member of Executive Committee

Paul Marcun Member of Executive Committee

#### Board of directors

Lars Søren Rasmussen Chairman of Supervisory Board

Annette Brøls Member of Supervisory Board

Carsten Hellmann Member of Supervisory Board

Jette Nygaard-Andersen Member of Supervisory Board

Marianne Wiinholt Member of Supervisory Board

Niels Peter Louis-Hansen Member of Supervisory Board

Nikolaj Kyhe Gundersen Member of Supervisory Board

Roland Vendelbo Pedersen Member of Supervisory Board

Thomas Barfod Member of Supervisory Board